



2 0 1 9

EXPRESS VAN PASSENGER



Shown with equipment from independent suppliers not covered by the GM New Vehicle Limited Warranty. GM is not responsible for the safety or quality of independent supplier alterations.

GENERAL MOTORS FLEET





About This Publication

This catalog is not updated during the model year and should not be used for ordering purposes. It is intended as a source of basic information. All illustrations and specifications in this literature are based on the latest product information available at the time of publication. General Motors reserves the right to make changes at any time without notice. For further details, consult your local dealer.

Care must be taken during customer installation of equipment and wiring to ensure that all holes drilled in the body are corrosion protected, properly sealed and that vehicle wiring harnesses, piping or other components have not been displaced or damaged. Wiring connection or splice changes are to be removed before the vehicle is returned to civilian use. Aftermarket equipment installers must be mindful of applicable Federal Motor Vehicle Safety Standards. This information can be obtained directly from the National Highway Traffic Safety Administration.

Adding non-dealer accessories or making modifications to the vehicle can affect vehicle performance, aerodynamics, and overall top speed.

These vehicles are equipped with an airbag system. The airbag system in your police vehicle includes frontal driver and front outboard passenger airbags, front seat back side impact airbags, roof rail mounted head-curtain airbags and if available, front knee airbags or knee bolsters. Customer installed equipment such as security barriers behind the front seats should not be mounted so that the barrier ends are within the side airbag deployment zones. The sensors and other components for the airbag system must not be relocated to accommodate the installation of customer furnished equipment; please refer to the service manual for sensor and other component locations. For information concerning instrument panel top pad mounted equipment and airbag system deployment zones, see the airbag information section in this catalog and the vehicle owners manual.

A note about vehicle alterations by independent suppliers: This catalog shows pictures of vehicles that have been altered or upfitted with equipment or components supplied to Chevrolet or its dealers by independent suppliers. Chevrolet is not responsible for the safety or quality of design features, materials or workmanship of any alterations by a supplier.

INDEX

- **UPDATES FOR 2019 EXPRESS PASSENGER VAN**
- **STANDARD 1LS/1LT FEATURES**
- **COLORS & INTERIOR TRIM**
- **OPTIONAL EQUIPMENT**
- **POWERTRAIN / TRANSMISSION RATINGS / GCWR RATINGS / EMISSIONS**
- **SPECIFICATIONS**
- **GENERAL MOTORS FLEET OnStar[®], SIRIUS XM RADIO AND GM COMMERCIAL LINK PLANS**
- **AIRBAG DIMENSIONS**
- **AIRBAGS FAQ**
- **STABILITRAK**
- **WARRANTY**

2019 EXPRESS PASSENGER VAN 1LS/1LT



Navigation Optional



UPDATES FOR 2019

NEW FEATURES

- (UEU) Forward Collision Alert. Includes (UFL) Lane Departure Warning
- (GJI) Shadow Gray Metallic

DISCONTINUED

- (GPA) Graphite Metallic

2019 EXPRESS PASSENGER VAN 1LS AND 1LT

NOTE: This vehicle is not designed nor intended for use in high speed emergency vehicle operations.
 Model CG23406 (1LS) Rear-wheel Regular Wheelbase 2500 Series (Also available in 1LT Model)
 Model CG33406 (1LS) Rear-wheel Regular Wheelbase 3500 Series (Also available in 1LT Model)
 Model CG33706 (1LS) Rear-wheel Extended Wheelbase 3500 Series (Also available in 1LT Model)

	STANDARD INTERIOR FEATURES ON THE 1LS PASSENGER VAN
AIR CONDITIONING	Single-zone, manual
ASSIST HANDLE	Driver and front passenger
AUDIO SYSTEM FEATURES	AM/FM stereo with MP3 player, seek-and-scan, digital clock, TheftLock, random select, auxiliary jack and 2 front door speakers. Model: 'LS' CG23406 Not available with (U2K) SiriusXM Radio or (WP9) Communications Package. All other models: Not available with (U2K) SiriusXM Radio.
CONSOLE	Engine cover with open storage bin on 'LS' Models. Deluxe Console with swing-out storage bin standard on 'LT' Models (Included with (AS5) front bucket seats with Custom Cloth).
CRUISE CONTROL	Included and only available with (ZQ3) Driver Convenience Package, tilt-wheel and cruise control available on CG23406 'LS' Model. Standard on 'LT' Models
CONVENIENCE PACKAGE	Includes (A31) power windows and (AU3) power door locks
CUP HOLDERS	Three on engine console cover
DEFOGGERS	Front and side windows, (C49) Rear Defogger optional
DRIVER CONVENIENCE PKG.	Includes Tilt-Wheel and (K34) cruise control. Included with (WP9) Communications Package, (WPD) Safety Package or (ZL3) Enhanced Convenience Package. Available CG23406 'LS' Model. Standard on all other models.
4G LTE Wi-Fi® HOTSPOT¹	Can connect up to 7 devices; includes 4G LTE data trial for 1 month or 3GB (whichever comes first). Available Wi-Fi requires compatible mobile device, active OnStar service and data plan. Data plans provided by AT&T. Visit www.gmfleet.com/technology/connected-vehicle.html for details and system limitations.
FLEET CONNECTED ACCESS	Chevrolet Connected Access with 10 years of standard connectivity which enables services such as, Vehicle Diagnostics, Dealer Maintenance Notification, Chevrolet Smart Driver, Marketplace and more. Limitations apply. Not transferable. Standard connectivity available to original purchaser for ten years from the date of initial vehicle purchase for model year 2018 or newer Chevrolet vehicles. See www.gmfleet.com/technology/connected-vehicle.html for details and further plan limitations. Connected Access does not include emergency or security services. Availability and additional services enabled by Connected Access are subject to change
FLOOR COVERING	Full-length Black rubberized-vinyl standard on 'LS' Models. Optional (B31) Full-floor color-keyed carpeting with front and rear rubberized vinyl floor mats available on 'LS' standard on 'LT' Models.
LIGHTING	Interior with 2 dome lights, defeat switch and door handle-activated switches
MIRROR	Inside rearview, with Rear Vision Camera display
OnStar®²	Fleet orders receive a 3-month trial of Fleet connected services and 3 months of Fleet Safety & Security plan coverage. Connected services include navigation services, Remote Access Plan and 1 month or 3GB of 4G LTE data (whichever comes first) from vehicle delivery date. Data plans offered by AT&T. Certain services require working electrical system, cell service and GPS signal. OnStar links to emergency services. See www.gmfleet.com/technology/connected-vehicle.html for details and limitations.
POWER OUTLETS	Two auxiliary on engine console with cover 12-volt and 120-volt power outlet
REAR VISION CAMERA	Display integrated into rearview mirror.
RESTRAINT SYSTEM³	Three point seat belts for driver and front outboard passenger with pretensioners and seat belts for all other designated seating positions. Driver and front outboard passenger frontal airbags with front outboard passenger airbag On-Off switch, driver and front outboard passenger knee bolsters and driver and front outboard passenger seat side impact airbags. For the Express Passenger Van, roof rail head curtain airbags provide coverage for the first three rows only. Enhanced technology glass is provided for the fourth and fifth rows. For the Express Cargo Van, roof rail head curtain airbags are provided for the driver and front outboard passenger and second row outboard passengers.
SEATS, FRONT	"LS" Model - Front bucket with vinyl trim and head restraints, includes inboard armrests Requires vinyl interior trim. When ordering a seating arrangement that includes rear seats, includes rear bench seats with vinyl trim. Head restraints are not available on rear bench seats. "LT" Model - Front bucket with Custom Cloth trim, head restraints and inboard armrests Requires (93G) interior trim. Includes (BA3) console with swing-out storage bin. When ordering a seating arrangement that includes rear seats, includes rear bench seats with Custom Cloth trim. Head restraints are not available on rear bench seats.
SEATS, REAR	12-passenger, (2-3-3-4 seating configuration), 4-passenger seat is a 50/50 split, 2-piece configuration.
SPEEDOMETER/CLUSTER	Analog with speedometer, odometer, trip odometer, fuel level, volt meter, engine temperature and oil pressure
THEFT DETERRENT	Vehicle theft PASS-Key® III. Steel sleeve column with theft-deterrent locking feature.
VISORS	Driver and front passenger, cloth, padded. Not available with (TR9) auxiliary lighting or (C69) rear air conditioning or (DAA) driver and front passenger vinyl visors or (DH6) driver and front passenger visors padded with cloth trim. Standard on CG23406 and CG33406. Visors, driver and front passenger, padded with cloth trim and dual vanity mirrors, illuminated on passenger-side. Included and only available with (TR9) auxiliary lighting. Standard on all other models.
WARNING TONES	Headlamp on and key-in-ignition

1. Service varies with conditions and location. Requires active OnStar service and paid AT&T data plan. Visit www.gmfleet.com/technology/connected-vehicle.html for details and limitations.

2. Does not include emergency or security services. Visit www.gmfleet.com/technology/connected-vehicle.html for coverage map, details and system limitations

3. Always use seat belts and child restraints. Children are safer when properly secured in a rear seat in the appropriate child restraint. See the Owner's Manual for more information

2019 EXPRESS PASSENGER VAN 1LS AND 1LT

STANDARD EXTERIOR FEATURES ON THE 1LS PASSENGER VAN	
BUMPER, FRONT	Painted, Black. Deleted when (V37) front and rear chrome bumpers is ordered.
BUMPER, REAR	Painted, Black with step pad. Deleted when (V37) front and rear chrome bumpers is ordered.
DOOR LOCKS	Power with lock-out protection NOTE: Does not include (ATG) Remote Keyless Entry. (ATG) Remote Keyless Entry must be ordered separately on 'LS' Models
DOOR	Swing-out passenger-side, 60-40 split
GLASS	Solar-Ray deep-tinted (all windows except light-tinted glass on windshield and driver- and front passenger-side glass) Enhanced-technology, rear most side windows. 3-layer special glass is designed to help reduce the risk of ejection during a crash.
GLASS BODY PACKAGE	Glass, full-body window package. Includes (A18) swing-out rear cargo door window glass and (A19) swing-out side door window glass.
GRILLE	Black composite standard on 'LS' Models. Chrome available on 'LS' Models. Standard on 'LT' Models. Included and only available with (ZR7) Chrome Appearance Package.
HEADLAMPS	Single halogen. Includes Day time running lamps. Altering headlamp assembly is not recommended, General Motors is not responsible for the effects of any modifications.
MIRRORS	Outside, rearview, manual, Black
TIRES	LT245/75R16E all-seasonal, blackwall, with full size spare tire
TIRE PRESSURE MONITOR	Does not apply to spare tire
WINDOWS	Power
WINDSHIELD WIPERS	Intermittent wet-arm with pulse washers
WHEELS	Steel, 16 inch x 6.5 inch, includes Gray center caps and steel spare
STANDARD CHASSIS FEATURES ON THE 1LS PASSENGER VAN	
ALTERNATOR	105 amps standard on CG23406 and CG33406 Not available with (LWN) 2.8L Duramax Turbo-Diesel engine or (C69) rear air conditioning. 150 amps available on CG23406 and CG33406 standard on all other Models included with (C69) rear air conditioning.
AXLE	3.42 Axle ratio
BATTERY	600 cold-cranking amps, maintenance-free with rundown protection and retained accessory power.
BRAKES	4-wheel antilock, 4-wheel disc
ENGINE	4.3L V6 with Direct Injection and Variable Valve Timing, includes aluminum block construction 276 hp and 295 lb-ft of torque.
EXHAUST	Aluminized stainless-steel muffler and tailpipe
FUEL TANK CAPACITY	31 gallon (117.3 liters)
OIL LIFE	Monitor
HILL START ASSIST	This feature is designed to prevent the vehicle from rolling, either forward or rearward, during vehicle drive off.
STABILITRAK	Traction assistance and vehicle stability enhancement system. For description see Stability Control and Traction Control section
STEERING	Power
SUSPENSION, FRONT	Independent with coil spring and stabilizer bar
SUSPENSION, REAR	Hypoid drive axle with multi-leaf springs
TRANS. OIL COOLER	External. Not available with (LWN) 2.8L Duramax Turbo Diesel engine.
TRANSMISSION	8-speed automatic, electronically controlled with overdrive and tow/haul mode. Includes Cruise Grade Braking and Powertrain Grade Braking. Requires (LV1) 4.3L V6 SIDI engine or (LWN) 2.8L Duramax Turbo-Diesel engine
WARRANTY	See warranty and maintenance section




















2019 EXPRESS PASSENGER VAN 1LS AND 1LT

AVAILABLE EXTERIOR COLORS Actual colors may vary

					
GAN Silver Ice Metallic	GJI Shadow Gray Matillac	GBA *Black	GAZ Summit White	G7C Red Hot	GD1 **Kinetic Blue Metallic

* Not available with B46 rear body-colored trim
** Additional Charge. Not available with (B46 rear body colored trim)

SEO PAINT AVAILABLE Actual colors may vary

COLOR DESCRIPTION	SEO CODE	WA#	
Yellow	-	215D	
Yellow	-	259L	
Blue	-	451N	
Yellow	-	478G	
Dark Blue Metallic	-	722J	
Yellow	-	5456	
Green	-	7927	
Silver Metallic	-	8867	
Woodland Green	9V5	9015	
Doeskin Tan	9V9	9403	
Yellow	-	9414	
Tangier Orange	9W4	9417	
Inca Gold	-	7952	
Dark Toreador Red	-	257C	
Silver Birch Metallic	-	926L	
Petro Blue	-	527Y	
Wheatland Yellow	9W3	253A	
Victory Red	-	9260	
Blue	-	5665	

Actual Color May Vary
NOTE:

- SEO paint orders that contain less than five vehicles will be delayed until five unit minimum is received for batch production
- Exterior SEO solid paints are not available with (B46) Trim, rear body-colored halo.
- All extraneous body components formerly color-keyed to body color, will be flat Black.

SEATS

	FRONT SEAT TYPE	SEAT CODE	SEAT TRIM	COLOR	COLOR CODE
Standard	Reclining high-back buckets with inboard armrests	AR7	Custom Vinyl	Medium Pewter	93W
	REAR SEAT TYPE	SEAT CODE	SEAT TRIM	COLOR	COLOR CODE
Standard	12-passenger , (2-3-3-4 seating configuration), 4-passenger seat is 50/50 split, 2 piece configuration	ZX5	Custom Vinyl	Medium Pewter	93W

NOTE: For optional front seat and rear seat availability see Interior optional equipment pages

OPTIONAL EQUIPMENT & FEATURES

INTERIOR

C69	AIR CONDITIONING, REAR - Available on 'LS' CG23406 and CG33406 Models Requires (TR9) auxiliary lighting and (DH6) driver and front passenger padded cloth visors. Includes (C36) rear heater, (KG4) 150 amp alternator and (U80) digital compass. (KG4) 150 amp alternator may be upgraded to (KW5) 220 amp alternator. Standard on all other Models.
UOH	AUDIO SYSTEM - AM/FM stereo with MP3 player and USB port, includes seek-and-scan, digital clock, TheftLock, random select, auxiliary jack and 2 front door speakers. Not available with (U2K) SiriusXM Radio or (WP9) Communications Package.
US8	AUDIO SYSTEM - AM/FM stereo with CD/MP3 player, USB port, seek-and-scan, digital clock, auto-tone control, Radio Data System (RDS), TheftLock, random select, auxiliary jack and 2 front door speakers. Included with (WP9) Communications Package. Required with (U2K) SiriusXM Radio. Not available with (R8J) Power window delete, Available on 'LS' CG23406 Model. All other models. All other models required with (U2K) SiriusXM Radio. Not available with (R8J) Power Window delete.
UI8	AUDIO SYSTEM - Chevrolet Infotainment System ² with Navigation, 6.5" diagonal color touch-screen display, AM/FM stereo with CD player, USB port, includes Bluetooth streaming audio for music and select phones; Hands-Free smartphone integration with Pandora and Stitcher; voice-activated technology for radio and phone NOTE: Rear vision camera image is displayed on rearview mirror. Requires (ZQ3) Driver Convenience Package, (NP5) leather-wrapped steering wheel and (W1Y) steering wheel controls. Includes (UBS) NavTraffic, (USR) USB port and (UPF) Bluetooth for phone. Not available with (U2K) SiriusXM Radio or (WP9) Communications Package. Available on 'LS' Mode CG23406. All other Models. Requires (ZQ3) Driver Convenience Package, (NP5) leather-wrapped steering wheel and (W1Y) steering wheel controls. Includes (UBS) NavTraffic, (USR) USB port and (UPF) Bluetooth for phone. Not available with (U2K) SiriusXM Radio.
UPF	BLUETOOTH® FOR PHONE¹ - "LS" Model - Bluetooth for phone, personal cell phone connectivity to vehicle audio system Included with (WP9) Communications Package. Requires (NP5) leather-wrapped steering wheel, (W1Y) steering wheel controls and (ZQ3) Driver Convenience Package. Included with (UI8) Chevrolet Infotainment radio with Navigation. NOTE: With (U0F) AM/FM stereo with MP3 player, (UOH) AM/FM stereo with MP3 player and USB port or (US8) AM/FM stereo with MP3 compatible CD player requires (UE1) OnStar hardware (subscription to OnStar services not required for operation). NOTE: With (UI8) Chevrolet Infotainment radio with Navigation (UE1) OnStar hardware is not required. "LT" Model - Requires (NP5) leather-wrapped steering wheel, (W1Y) steering wheel controls and (ZQ3) Driver Convenience Package. Included with (UI8) Chevrolet Infotainment radio with Navigation. With (U0F) AM/FM stereo with MP3 player, (UOH) AM/FM stereo with MP3 player and USB port or (US8) AM/FM stereo with MP3 compatible CD player requires (UE1) OnStar hardware (subscription to OnStar services not required for operation). NOTE: With (UI8) Chevrolet Infotainment radio with Navigation (UE0) OnStar delete is available for Fleet and Government order types only.
BA3	CONSOLE - Deluxe with swing-out storage bin. Included with (AS5) front bucket seats with custom cloth.
WP9	COMMUNICATION PACKAGE - Includes (L96) Vortec 6.0L V8 SFI engine, (NP5) leather-wrapped steering wheel, (POG) 12 months of GM Commercial Link, (U2K) SiriusXM Radio, (UPF) Bluetooth for phone, (US8) AM/FM stereo with MP3 compatible CD player, (W1Y) steering wheel controls and (ZQ3) Driver Convenience Package. Not available with (WPD) Safety Package, (ZL3) Enhanced Convenience Package or (UE0) OnStar delete. Only available on CG23406 Model
K34	CRUISE CONTROL - Included and only available with (ZQ3) Driver Convenience Package, tilt-wheel and cruise control on 'LS' Model. Standard on all other Models.
ZQ3	DRIVER CONVENIENCE PACKAGE - Tilt-Wheel and (K34) cruise control. Included with (WP9) Communications Package, (WPD) Safety Package or (ZL3) Enhanced Convenience Package. Available on 'LS' CG23406. Standard on all other Models
ZL3	ENHANCED CONVENIENCE PACKAGE Includes (ATG) Remote Keyless Entry, (BTV) Remote vehicle starter system, (DE5) outside heated power-adjustable, Black, manual-folding mirrors, (L96) Vortec 6.0L V8 SFI engine, (POG) 12 months of GM Commercial Link, (Z82) heavy-duty trailering equipment and (ZQ3) Driver Convenience Package Not available with packages (WP9) Communications Package, (WPD) Safety Package or (UE0) OnStar delete. Only available on CG23406 Model
C49	DEFOGGER - Rear window, electric
B30	FLOOR COVERING - Full-floor color-keyed carpeting with front and rear rubberized-vinyl floor mats. Standard on "LT" Model.
5B8	FLOOR COVERING - Vinyl, front and rear Provides vinyl front and rear floor covering in lieu of RPO (B30) full-floor color-keyed carpeting. Not available with (ZX2) rear seat delete.
UEU	FOWARD COLLISION ALERT - Includes (UFL) Lane Departure Warning. Not available with (C36) rear heater.
C36	HEATER, REAR AUXILIARY - Included with (C69) rear air conditioning.
5H1	KEY EQUIPMENT -Two additional keys for single key system. Provides two additional spare keys for a total of (4). (Keys will be cut but not programmed) NOTE: programming of keys Shipped loose.
8X8	LABEL - Fasten seat belts "Fasten Seat belts" reminder label on front driver and passenger door window glass
TR9	LIGHTING - Auxiliary with reading and underhood lights. Requires (C69) rear air conditioning. Includes (DH6) driver and front passenger visor vanity mirrors. Available on 'LS' CG23406 and CG33406. Standard on all other Models
UE0	OnStar® DELETE - Standard Bluetooth functionality remains. Requires a Fleet or Government Order Type or (UI8) Chevrolet Infotainment System with navigation on all order types.

1. Requires a compatible mobile device, active OnStar® service and data plan. 4G LTE service available in select markets. Visit OnStar.com for coverage map, details and system limitations. Functionality varies by model. Full functionality requires compatible Bluetooth and smartphone, and USB connectivity for some devices.

2019 EXPRESS PASSENGER VAN 1LS AND 1LT

UFA	OUTSIDE TEMPERATURE DISPLAY - Located in the Driver Information Center. Requires (V22) Chrome grille and (V37) Chrome bumpers ON 'LS' Models
ATG	REMOTE KEYLESS ENTRY - Includes 2 transmitters and remote panic button, UTJ Theft Alarm Notification, requires paid plan, working electrical system, cell reception, GPS signal, armed GM factory-installed theft-deterrent system, contact method on file and enrollment to receive alerts. Message and data rates may apply. See onstar.com for details and limitations. Standard on "LT" Models not available on "LS" Models.
BTV	REMOTE VEHICLE STARTER SYSTEM - Included with (ZL3) Enhanced Convenience Package. Requires (ATG) Remote Keyless Entry.
RGI	ROUTING GROMMET - Front instrument panel. Provides an area for putting wires thru the front of dash. Not available with RPO (9L7) 2-30 amp wire leads
WPD	SAFETY PACKAGE - Includes (L96) Vortec 6.0L V8 SFI engine, (DE5) outside heated power-adjustable, Black, manual-folding mirrors, (POG) 12 months of GM Commercial Link, (UD7) Rear Park Assist, (UFT) Side Blind Zone Alert and (ZQ3) Driver Convenience Package. Not available with (WP9) Communications Package, (ZL3) Enhanced Convenience Package or (UEO) OnStar delete. Only available on CG23406 Model
AG1	SEAT ADJUSTER - Driver 6-way power. Requires (AS5) front bucket with Custom Cloth trim.
AG2	SEAT ADJUSTER - Front passenger 6-way power. Requires (AS5) front bucket seats with Custom Cloth trim and (AG1) 6-way power driver seat adjuster.
AS5	SEATS - Front bucket with Custom Cloth trim, head restraints and inboard armrests. Requires (93G) interior trim. Includes (BA3) console with swing-out storage bin. When ordering a seating arrangement that includes rear seats, includes rear bench seats with Custom Cloth trim. Head restraints are not available on rear bench seats. Available on 'LS' Models. Standard on 'LT' Models
ZP6	SEATING ARRANGEMENT, 5 PASSENGER - Express Crew Van Package. Requires (A19) swing-out rear side door window glass, (C69) rear air conditioning and (TR9) auxiliary lighting. Includes (ASF) airbags ¹ , (PNC) Door Trim Panel Package, (B38) full-length Black rubberized-vinyl floor covering, (ZW6) full-body window package glass and (93W/93G) Medium Pewter interior. Not available with (K68) 105 amp alternator, (RFM) rear floor covering delete, (VLP) Bulkhead divider, LPO, (VLW) Bulkhead divider with door, LPO or (5C6) cargo tie-downs.
5T5	SEATS, FRONT CUSTOM CLOTH BUCKETS WITH VINYL REAR SEATS - Provides cloth front bucket seats and retains the standard vinyl rear bench seats Requires interior trim code (93W) Medium Pewter. Standard (ZX5) 12-passenger seating or RPO (ZP3) 15-passenger seating. Requires a Fleet or Government order type. SEO (5T5) will convert front seats to (AS5) Custom cloth seat. Only available on 'LS' CG33706 Model.
ZX2	SEAT, REAR DELETE - Rear seat delete. Requires (VXT) incomplete vehicle certification.
ZP3	SEATING, 15 PASSENGER - 2-3-3-3-4 seating configuration. 4-passenger seat is a 50/50 split, 2-piece configuration. Only available on 'LS' CG33706 and LT' CG33706
UBS	SIRIUS XM NAV TRAFFIC - Avoid congestion before you reach it by enhancing your vehicle's navigation or entertainment system with SiriusXM NavTraffic. With detailed information on traffic speed, accidents, construction, road closures and more, you will get to your destination faster and more easily than ever before. Included and only available with (UI8) Chevrolet Infotainment radio with navigation. SiriusXM radio and NavTraffic subscriptions are sold separately or as a package after trial period. If you decide to continue listening after your trial, the subscription plan you choose will automatically renew and you will be charged according to your chosen payment method at then-current rates. Fees and taxes apply. To cancel you must call us at 1-866-635-2349. See our Customer Agreement for complete terms at www.siriusxm.com. All fees and programming subject to change. Not all vehicles are capable of receiving all services offered by SiriusXM. Current information and features may not be available in all locations, or on all receivers.
U2K	SIRIUS XM RADIO - Enjoy a 3-month All Access trial subscription with over 150 channels including commercial-free music, plus sports, news and entertainment. Plus listening on the app and online is included, so you'll hear the best SiriusXM has to offer, anywhere life takes you. Welcome to the world of SiriusXM. Included and only available with the combination of (UE1) OnStar and (US8) AM/FM stereo with MP3 compatible CD player or (WP9) Communications Package. IMPORTANT: The SiriusXM radio trial package is not provided on vehicles that are ordered for Fleet Daily Rental ("FDR") use. If you decide to continue service after your trial, the subscription plan you choose will automatically renew thereafter and you will be charged according to your chosen payment method at then-current rates. Fees and taxes apply. To cancel you must call us at 1-866-635-2349. See our Customer Agreement for complete terms at www.siriusxm.com. All fees and programming subject to change.
NP5	STEERING WHEEL, LEATHER-WRAPPED - Includes (W1Y) mounted audio controls. Included on CG23406 with (WP9) Communications Package. Requires (ZQ3) Driver Convenience Package. Other models require (ZQ3) Driver Convenience Package.
DT4	SMOKER'S PACKAGE - Includes ash tray and lighter
9J6	STEERING COLUMN TILT - Tilt-steering column without cruise control. Not available with RPO (UF3) High Idle Switch, RPO (K34) Cruise Control or RPO (ZQ3) Driver Convenience Package..
DH6	VISORS - Driver and front passenger, padded with cloth trim and dual vanity mirrors, illuminated on passenger-side, included and only available with TR9 auxiliary lamps
DAA	VISORS - Driver and front passenger, vinyl in lieu of standard cloth. Not available with (DH6) driver and front passenger visors padded with cloth trim. Only available on 'LS' CG23406 and CG33406 Models.

1. Always use seat belts and child restraints. Children are safer when properly secured in a rear seat in the appropriate child restraint. See the Owner's Manual for more information

EXTERIOR

G7K	ANTENNA EQUIPMENT - Includes additional antenna, cable and ground plate. Provides additional ability to relocate standard OnStar® antenna, cable length 25 ft. Ships loose. Requires (UE1) OnStar®.
VXW	ASSIST STEPS - Molded
V37	BUMPERS - Front and rear chrome with step-pad. Included with (ZR7) Chrome Appearance Package. Available on 'LS' Models. Standard on 'LT' Models.
ZR7	CHROME APPEARANCE PACKAGE - Includes (V37) front and rear chrome bumpers with step-pad and (V22) chrome grille. Available on 'LS' Models. Standard on 'LT' Models
YA2	DOOR - Sliding passenger-side. Requires (C69) rear air conditioning. Available on 'LS' CG23406 and 'LS' CG33406. Standard on all other Models.
U05	HORN - Dual-note high and low
5Z5	HUBCAP DELETE - Deletes gray center caps from standard wheels. Not available with RPO (P03) wheel trim chrome center cap. Only available on 'LS' Models.
VK3	LICENSE PLATE KIT - Front (will be shipped to orders with ship-to states that require front license plate)
DE5	MIRRORS, OUTSIDE - Heated power-adjustable, Black, manual-folding. Included with (WPD) Safety Package and (ZL3) Enhanced Convenience Package. Required with (UFT) Side Blind Zone Alert. Not available with (R8J) power window delete. Required on 'LS' CG 23406 Model. Required with (UFT) Side Blind Zone Alert. Not available with (R8J) power window delete required on 'LS' CG33406 and CG33706. Required with (UFT) Side Blind Zone Alert. Required on 'LT' Models
DEB	MIRRORS - Outside heated power-adjustable, Black, manual-folding with single pane glass. Not available with (R8J) power window delete on 'LS' Models
5H3	ORNAMENTATION - Exterior Delete Deletes all exterior ornamentation on rear doors
TGK	PAINT, SPECIAL - Solid, one color All normally body colored non-sheet metal parts will be flat Black. Required with any SEO paint selection. Not available with RPO (B46) rear body-colored halo trim. May require extra lead time and GM will require 5 orders before sending to the plant.
9V9	PAINT, SOLID, DOESKIN TAN - All extraneous body components formerly color-keyed to body color, will be flat Black with SEO paint Requires SEO (TGK) Solid paint, one color. Not available with RPO (B46) rear body-colored halo trim. May require extended lead time.
9W3	PAINT, SOLID WHEATLAND YELLOW - All extraneous body components formerly color-keyed to body color, will be flat Black with SEO paint. Requires SEO (TGK) Solid paint, one color. Not available with RPO (B46) rear body-colored halo trim. May require extended lead time
9W4	PAINT, SOLID, TANGIER ORANGE - All extraneous body components formerly color-keyed to body color, will be flat Black with SEO paint Requires SEO (TGK) Solid paint, one color. Not available with RPO (B46) rear body-colored halo trim. May require extended lead time.
9V5	PAINT, SOLID, WOODLAND GREEN - All extraneous body components formerly color-keyed to body color, will be flat Black with SEO paint Requires SEO (TGK) Solid paint, one color. Not available with RPO (B46) rear body-colored halo trim. May require extended lead time.
UFT	SIDE BLIND ZONE ALERT - Included with (WPD) Safety Package. Requires (UD7) Rear Park Assist and (DE5) outside heated power adjustable mirrors. Available on 'LS' CG23406. Requires (UD7) Rear Park Assist and (DE5) outside heated power adjustable mirrors on all other Models.
Q8C	TIRE VALVE STEM CAPS - Air through valve caps on the tire air valves
B46	TRIM - Rear body-colored halo (replaces standard Black panel located above rear cargo doors) Not available with (GBA) Black, (GD1) Kinetic Blue Metallic or (TGK) SEO solid paint. These colors will receive a Black halo.
4OP	WHEEL FINISH, PAINTED WHITE - White-painted wheels in lieu of standard Gray-painted wheels. Not available with SEO (5G0) Black
5G0	WHEEL FINISH, PAINTED BLACK - Painted Black in lieu of standard Gray painted wheels. Not available with (P03) wheel trim chrome center cap and (4OP) White painted wheels.
P03	WHEEL TRIM - Chrome center cap. Available on 'LS' Models. Standard on 'LT' Models
R8J	WINDOWS, POWER DELETE - Deletes power windows from the (ZQ2) Convenience Package. (AU3) Power door locks remain. Not available with (DE5) outside heated power-adjustable, Black mirrors or (DEB) outside heated power-adjustable, Black mirrors with single pane glass. Only available on 'LS' Models

ELECTRICAL

9L7	WIRING JUNCTION BLOCK EQUIPMENT ACCESSORY - Includes 2-30 amp circuits. Requires (KG4) alternator 150 amp or (KW5) alternator 220 amp and (TP2) dual batteries (600 cca primary and 770 cca isolated). Not available with (RGI) front instrument panel routing grommet or (LWN) 2.8L Duramax Turbo-Diesel engine.
------------	--

CHASSIS

KG4	ALTERNATOR - 150 amps. Included with (C69) rear air conditioning on 'LS' CG23406 and CG33406. Standard on all other Models.
KW5	ALTERNATOR - 220 amps
VXW	ASSIST STEPS - Molded
G7K	ANTENNA EQUIPMENT - Includes additional antenna, cable and ground plate. Provides additional ability to relocate standard OnStar® antenna, cable length 25 ft. Ships loose. Requires (UE1) OnStar®. Not available with (UE0) OnStar® Delete
K08	AUXILIARY HEAT GENERATOR - Fuel-operated. Supplemental heat source to cooling system to improve heat output for HVAC and (C36) rear auxiliary heater when selected. Included and only available with (V10) Cold Climate Package and (LWN) 2.8L Duramax Turbo-Diesel engine.
UA1	BATTERY - Heavy-duty 770 cold-cranking amps, maintenance-free with rundown protection and retained accessory power
TP2	BATTERY, 600 COLD-CRANKING AMPS PRIMARY - Isolated 2nd heavy-duty 770 cold-cranking amps, allows 2nd battery to be used when the vehicle is not running without affecting ability to start the vehicle. No longer available to order. Not available with (LWN) 2.8L Duramax Turbo-Diesel engine.
TP3	BATTERY 770 COLD-CRANKING AMPS PRIMARY - Isolated 2nd heavy-duty 770 cold-cranking amps, allows 2nd battery to be used when the vehicle is not running without affecting ability to start the vehicle. Not available with (LWN) 2.8L Duramax Turbo-Diesel engine. Not available with (LWN) 2.8L Duramax Turbo-Diesel engine.
UA1	BATTERY, HEAVY-DUTY 770 COLD-CRANKING AMPS - Maintenance free with rundown protection and retained accessory power. Not available with (TP3) dual batteries (770 cca primary and 770 cca isolated) or (LWN) 2.8L Duramax Turbo-Diesel engine.
V37	BUMPERS - Front and rear chrome with step-pad. Included with (ZR7) Chrome Appearance Package. Available on 'LS' Models. Standard on 'LT' Models.
V10	COLD CLIMATE PACKAGE - Includes (K05) engine block heater. Includes (K08) auxiliary heat generator when ordered with (LWN) 2.8L Duramax Turbo Diesel engine
G80	DIFFERENTIAL - Heavy-duty locking rear
L96	ENGINE - Vortec 6.0L V8 SFI FlexFuel ¹ (341 hp [254.3 kW] @ 5400 rpm, 373 lb-ft of torque [503.6 N-m] @ 4200 rpm) Included with (WP9) Communications Package, (WPD) Safety Package or (ZL3) Enhanced Convenience Package. Includes external engine oil cooler. Requires (MYD) 6-speed heavy-duty automatic transmission on Model 'LS' CG23406. Includes external engine oil cooler. Requires (MYD) 6-speed heavy-duty automatic transmission. Reference the Engine/Axle page for availability on all other Models.
LC8	ENGINE - 6.0L V8 SFI Gaseous CNG/LPG capable with hardened valves and valve seats. Capable of operating on both gasoline and CNG/LPG. E85 compatible prior to gaseous fuel conversion. Running on gasoline (341 hp [255 kW] @ 5400 rpm, 373 lb-ft of torque [503.6 N-m] @ 4200 rpm). Equipped with standard factory gasoline fuel system. Does not include gaseous fuel tank(s), lines, regulators, etc. Gaseous fuel system can be installed in by aftermarket upfitter. GM recommends use of our approved alternative fuel upfitter, PSI (Power Solutions International). Ship thru codes are available for the PSI CNG and LPG fuel systems. Emissions certified for gasoline usage only. Emissions certification (exhaust and evaporative), as well as safety and labeling standards for the CNG/LPG system is the responsibility of the gaseous fuel system manufacturer. Includes external engine oil cooler. Requires (MYD) 6-speed heavy-duty automatic transmission
LWN	ENGINE, 2.8L DURAMAX - Turbo-Diesel, DI, 4-cylinder (181 hp [135.0 kW] @ 3400 rpm, 369 lb-ft of torque [498.2 N-m] @ 2000 rpm), includes exhaust brake that activates tow-haul mode. Includes dual heavy-duty 770 cold-cranking amps, maintenance-free with rundown protection and retained accessory power battery. Requires (KG4) 150 amp alternator or (KW5) 220 amp alternator.
K05	ENGINE BLOCK HEATER - Included with (V10) Cold Climate Package or requires (LWN) 2.8L Duramax Turbo Diesel engine.
R9Y	FLEET FREE MAINTENANCE CREDIT - This option code provides a credit in lieu of the free oil changes, tire rotations and inspections for one maintenance service during 1st year of ownership. The invoice will detail the applicable credit. The customer will be responsible for all oil change, tire rotations and inspections costs for this vehicle. Requires one of the following Fleet or Government order types: FBC, FBN, FCA, FCN, FLS, FNR, FRC or FGO. Not available with FDR order types.
8E1	FUEL, ADDITIONAL 3-GALLONS - 3 gallons of fuel in addition to normal assembly plant fill
9C2	GOVERNOR - Electronic speed sensor set to 65 MPH. Electronic software to facilitate 65-MPH maximum road speed. Requires a Fleet order. Not available with (ZQ3) Convenience Package. Only available on 'LS' CG23406 Model.
UF3	HIGH IDLE SWITCH - Requires (ZQ3) Convenience Package. Not available with (LV1) 4.3L V6 SIDI engine on 'LS' CG23406 Model. Not available with (LV1) 4.3L V6 SIDI engine on all other Models.
E48	RADIATOR GRILLE COVER - Requires (LWN) 2.8L Duramax Turbo Diesel engine. Ships loose in cab. Required on orders with "Ship To" locations within the following states: Alaska, Colorado, Idaho, Maine, Michigan, Minnesota, Montana, New Hampshire, New York, North Dakota, South Dakota, Vermont, Wisconsin and Wyoming.
Z82	TRAILERING EQUIPMENT - Heavy duty 4-pin/7-pin sealed connector.
UY7	TRAILERING WIRING PROVISIONS - Trailering wire harness only. Included with (Z82) Heavy-duty trailering equipment.
MYD	TRANSMISSION 6-SPEED AUTOMATIC - Heavy-duty, electronically controlled with overdrive and tow/haul mode. Includes Cruise Grade Braking, Powertrain Grade Braking, and Tap-Up/Tap-Down Driver Shift Control. Requires (L96) Vortec 6.0L V8 SFI engine or (LC8) 6.0L V8 SFI gaseous engine.

1. E85 is 85% ethanol and 15% gasoline.

FLEET CONNECTED SERVICES AND OnStar PLANS¹

POJ	ADDITIONAL 21 MONTHS OF FLEET SAFETY & SECURITY PLAN. Provides 21 months of Safety and Security Plan coverage in addition to the 3 months of standard coverage that is included in the price of the vehicle. Total Safety & Security Plan service duration is 24 months. Requires (UE1) OnStar. Requires one of the following: Fleet or Government order types: FLS, FNR, FRC, FBC, FGO or FEF. Not available with POK or POL. Not available with a ship-to of Puerto Rico or the Virgin Islands.
POK	ADDITIONAL 33 MONTHS OF FLEET REMOTE ACCESS PLAN. Provides 33 months of Remote Access Plan in addition to the 3 months of standard coverage that is included in the price of the vehicle. Total OnStar Remote Access Plan service duration is 36 months. Requires (UE1) OnStar. Requires one of the following: Fleet or Government order types: FLS, FNR, FRC, FBC, FGO or FEF. Not available with POM or POO. Not available with a ship-to of Puerto Rico or the Virgin Islands.
POL	ADDITIONAL 45 MONTHS OF FLEET SAFETY & SECURITY PLAN. Coverage provides 45 months of Safety and Security in addition to the 3 months of standard coverage that is included in the price of the vehicle. Total Fleet Safety & Security Plan service duration is 48 months. Requires (UE1) OnStar. Requires one of the following: Fleet or Government order types: FLS, FNR, FRC, FBC, FGO or FEF. Not available with POJ or POK. Not available with a ship-to of Puerto Rico or the Virgin Islands.
POM	ADDITIONAL 21 MONTHS OF FLEET REMOTE ACCESS PLAN. Provides 21 months of Remote Access Plan in addition to the 3 months of standard coverage that is included in the price of the vehicle. Total OnStar Remote Access Plan service duration is 24 months. Requires (UE1) OnStar. Requires one of the following: Fleet or Government order types: FLS, FNR, FRC, FBC, FGO or FEF. Not available with PON or POO. Not available with a ship-to of Puerto Rico or the Virgin Islands.
PON	ADDITIONAL 33 MONTHS OF FLEET REMOTE ACCESS PLAN. Provides 33 months of Remote Access Plan in addition to the 3 months of standard coverage that is included in the price of the vehicle. Total OnStar Remote Access Plan service duration is 36 months. Requires (UE1) OnStar. Requires one of the following: Fleet or Government order types: FLS, FNR, FRC, FBC, FGO or FEF. Not available with POM or POO. Not available with a ship-to of Puerto Rico or the Virgin Islands.
POO	ADDITIONAL 45 MONTHS OF FLEET REMOTE ACCESS PLAN. Provides 45 months of Remote Access Plan in addition to the 3 months of standard coverage that is included in the price of the vehicle. Total OnStar Remote Access Plan service duration is 48 months. Requires (UE1) OnStar. Requires one of the following: Fleet or Government order types: FLS, FNR, FRC, FBC, FGO or FEF. Not available with POM or PON. Not available with a ship-to of Puerto Rico or the Virgin Islands.



SIRIUS XM RADIO²

PR6	SIRIUSXM RADIO ADDITIONAL 9 MONTHS OF THE SIRIUSXM ALL ACCESS PACKAGE. Includes 150 channels of commercial-free music plus every major sport and the biggest names in entertainment, news and comedy in vehicle plus 9 months of listening on the SiriusXM app or online in addition to the 3 months of All Access trial service that is included in the price of the vehicle. Total service duration is 12 months. Non-Transferrable. Non-Refundable. Requires (U2K) SiriusXM Radio and a Fleet order type. Not available with FDR order types, PR7 or PR8. Not available in AK, HI, PR and VI.
PR7	SIRIUSXM RADIO ADDITIONAL 21 MONTHS OF THE SIRIUSXM ALL ACCESS PACKAGE. Includes 150 channels of commercial-free music plus every major sport and the biggest names in entertainment, news and comedy in vehicle plus 21 months of listening on the SiriusXM app or online in addition to the 3 months of All Access trial service that is included in the price of the vehicle. Total service duration is 24 months. Non-Transferrable. Non-Refundable. Requires (U2K) SiriusXM Radio and a Fleet order type. Not available with FDR order types, PR6 or PR8. Not available in AK, HI, PR and VI.
PR8	SIRIUSXM RADIO ADDITIONAL 33 MONTHS OF THE SIRIUSXM ALL ACCESS PACKAGE. Includes 150 channels of commercial-free music plus every major sport and the biggest names in entertainment, news and comedy in vehicle plus 33 months of listening on the SiriusXM app or online in addition to the 3 months of All Access trial service that is included in the price of the vehicle. Total service duration is 36 months. Non-Transferrable. Non-Refundable. Requires (U2K) SiriusXM Radio and a Fleet order type. Not available with FDR order types, PR6 or PR7. Not available in AK, HI, PR and VI.

GM COMMERCIAL LINK

POH	GM COMMERCIAL LINK – 2 YEARS OF SERVICE, INCLUDES 24 MONTHS OF GM COMMERCIAL LINK SERVICE. Provides access and reporting for key vehicle information such as speed, location and maintenance through website and mobile application. Eligible customers must sign up for an account at www.gmcommerciallink.com in order take advantage of this 24 month offer. The Commercial Link service is included in the price of the vehicle. Total service duration is 24 months. Non-Transferrable. Non-Refundable. Requires UE1 OnStar. Requires one of the following Fleet or Government order types: FLS, FNR, FRC, FBC, FGO or FEF. Not available with (POG) GM Commercial Link - 1 year of Service or (POI) GM Commercial Link – 3 years of Service.
POI	GM COMMERCIAL LINK – 3 YEARS OF SERVICE, INCLUDES 36 MONTHS OF GM COMMERCIAL LINK SERVICE. Provides access and reporting for key vehicle information such as speed, location and maintenance through website and mobile application. Eligible customers must sign up for an account at www.gmcommerciallink.com in order take advantage of this 36 month offer. The Commercial Link service is included in the price of the vehicle. Total service duration is 36 months. Non-Transferrable. Non-Refundable. Requires UE1 OnStar. Requires one of the following Fleet or Government order types: FLS, FNR, FRC, FBC, FGO or FEF. Not available with (POG) GM Commercial Link – 1 year of Service or (POH) GM Commercial Link – 2 years of Service.

- Does not include emergency or security services. Visit www.gmfleet.com/technology/connected-vehicle.html for coverage map, details and system limitations
- If you decide to continue service after your trial, your selected subscription plan will automatically renew thereafter. You will be charged at then-current rates. Fees and taxes apply. To cancel you must call SiriusXM at 1-866-635-2349. See SiriusXM Customer Agreement for complete terms at siriusxm.com. All fees and programming subject to change. ©2018 Sirius XM Radio Inc. All rights reserved.

POWERTRAIN

ENGINE					TRANSMISSION		AXLE	
MODEL	CODE	TYPE	DISPLACEMENT LITERS/CU. IN.	FUEL SYSTEM	STANDARD	TYPE	OPTION CODE	RATIO
Standard	LV1	V6	4.3/262	DI	Automatic MXO/MYD	Automatic 8-speed	GU6	3.42
Optional	L96 Vortec	V8	6.0/366	SFI Flexfuel	Automatic MXO/MYD	Automatic HD 6-speed	GU6	3.42
Optional	LC8 Gaseous	V8	6.0/366	SFI	Automatic MXO/MYD	Automatic HD 6-speed	GU6	3.42
Optional	LWN Duramax	I4	2.8/170	DI	Automatic M5U	Automatic 8-speed	GU6	3.42

1. E85 is 85% ethanol and 15% gasoline.

AUTOMATIC TRANSMISSION RATINGS

MODEL	(LV1) 4.3L V6 SIDI		(L96) Vortec 6.0L V8 FlexFuel		(LC8) 6.0L V8 SFI Gaseous		(LWN) 2.8L Duramax Turbo-Diesel	
	AXLE RATIO	Maximum Trailer Towing lbs. (kg)	AXLE RATIO	Maximum Trailer Towing lbs. (kg)	AXLE RATIO	Maximum Trailer Towing lbs. (kg)	AXLE RATIO	Maximum Trailer Towing lbs. (kg)
CG23406	3.42	6700 (3039)	3.42	9600 (4355)	3.42	9600 (4355)	3.42	6300 (2858)
CG33406	3.42	6700 (3039)	3.42	9600 (4355)	3.42	9600 (4355)	3.42	5700 (2586)
CG33706	3.42	6300 (2858)	3.42	9200 (4173)	3.42	9200 (4173)	3.42	5300 (2404)

The wiring system is designed to operate with maximum performance and reliability. Adding electrical accessories to the vehicle for which it was not designed, would cause abnormalities in the electrical system.

The electrical system was designed to handle one additional stop/turn light bulb per tail light circuit (one added stop/turn light bulb to the right and left side). It is not recommended to add more than one bulb per circuit as it will result in damage to the electrical system (without optional trailer Towing Wiring). It is highly recommended to order the van with the optional (UY7) trailering wire harness only, trailering provisions for towing.

GCWR For Engine/Rear Axle Ratio Combination

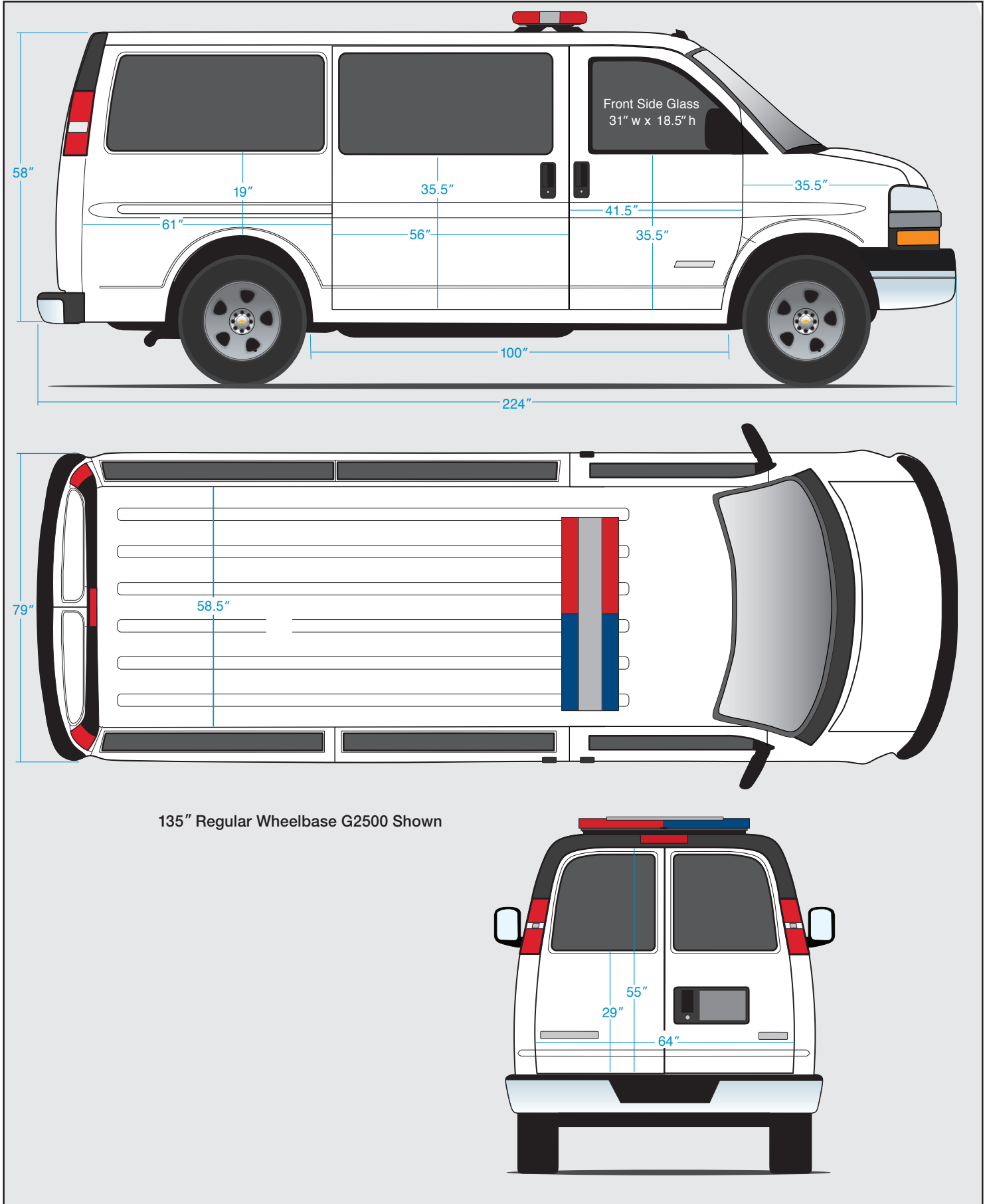
(GCWR) GROSS COMBINATION WEIGHT RATINGS LBS. (KG)			
13000 (5897)		16000 (7258)	
(LV1) 4.3L V6 SIDI	3.42	(LC8) 6.0L V8 SFI Gaseous	3.42
(LWN) Duramax 2.8L I4 Turbo-Diesel	3.42	(L96) Vortec 6.0L V8 FlexFuel	3.42

EMISSIONS - MUST BE SPECIFIED

FE9	EMISSIONS , Federal requirements
YF5	EMISSIONS , California state requirements
NE1	EMISSIONS , Connecticut, Delaware, Maine, Maryland, Massachusetts, New Jersey, New York, Oregon, Pennsylvania, Rhode Island, Vermont and Washington state requirements
NB8	EMISSIONS OVERRIDE , California (allows a dealer in states that require California emissions - California, Connecticut, Delaware, Maryland, Massachusetts, New Jersey, New York, Oregon, Pennsylvania, Rhode Island or Washington to order Federal emissions for a vehicle that will be registered in a state that has Federal emission requirements). Do not use for vehicles that will be registered in California, Connecticut, Delaware, Maryland, Massachusetts, New Jersey, New York, Oregon, Pennsylvania, Rhode Island or Washington. Requires (FE9) Federal emissions requirements. Not available in Maine or Vermont.
NB9	EMISSIONS OVERRIDE , state-specific (for dealers ordering vehicles in (YF5) or (NE1) emission states - California, Connecticut, Delaware, Maine, Maryland, Massachusetts, New Jersey, New York, Oregon, Pennsylvania, Rhode Island, Vermont and Washington). Allows a California dealer (YF5) emissions to order (NE1) emissions with (NB9) emissions override code for registration in (NE1) states; or, a Connecticut, Delaware, Maine, Maryland, Massachusetts, New Jersey, New York, Oregon, Pennsylvania, Rhode Island, Vermont and Washington dealer (NE1 emissions) to order (YF5) emissions with (NB9) emissions override code for registration in California.
NC7	EMISSIONS OVERRIDE , Federal (for vehicles ordered by dealers in Federal emission states with (YF5) or (NE1) emissions - Not required for vehicles being shipped to California, Connecticut, Delaware, Maine, Maryland, Massachusetts, New Jersey, New York, Oregon, Pennsylvania, Rhode Island, Vermont or Washington). Requires (YF5) California state emissions requirements or (NE1) Connecticut, Delaware, Maine, Maryland, Massachusetts, New Jersey, New York, Oregon, Pennsylvania, Rhode Island, Vermont or Washington state emissions requirements.

2019 EXPRESS PASSENGER VAN 1LS AND 1LT

DIMENSIONS



SPECIFICATIONS - GAS ENGINE

GENERAL

Model CG23406 (1LS) Rear-wheel Drive Regular Wheelbase 2500 Series (Also available in 1LT Model)

Model CG33406 (1LS) Rear-wheel Drive Regular Wheelbase 3500 Series (Also available in 1LT Model)

Model CG33706 (1LS) Rear-wheel Drive Extended Wheelbase 3500 Series (Also available in 1LT Model)

Projected top speed on all Express Passenger Van models is 98 mph

NOTE: Adding non dealer accessories or making modifications to the vehicle can affect vehicle performance, aerodynamics, and overall top speed.

ENGINE	G2500 REGULAR WHEELBASE 1LS	G3500 REGULAR WHEELBASE 1LS	G3500 EXTENDED WHEELBASE 1LS
Type*	V6 (LV1)	V6 (LV1)	V6 (LV1)
Fuel	GAS	GAS	GAS
Displacement: liters/cu. in.	4.3/262	4.3/262	4.3/262
Horsepower/rpm	276@5200	276@5200	276@5200
Torque lb.-ft./rpm	298@3900	298@3900	298@3900
Fuel system	DI	DI	DI
Exhaust	Single	Single	Single
Minimum recommended fuel octane	87	87	87
Fuel tank capacity (gallons/liters)	31/117.3	31/117.3	31/117.3

*Standard engine (other engines available see Available Optional Equipment)

TRANSMISSION

Automatic heavy-duty	8-speed	8-speed	8-speed
----------------------	---------	---------	---------

AXLE

Ratio	3.42	3.42	3.42
-------	------	------	------

CHASSIS

Frame	Full length boxed frame	Full length boxed frame	Full length boxed frame
Front suspension	Independent with coil spring and stabilizer bar	Independent with coil spring and stabilizer bar	Independent with coil spring and stabilizer bar
Rear suspension	Hypoid driver axle w/multi-leaf springs	Hypoid driver axle w/multi-leaf springs	Hypoid driver axle w/multi-leaf springs
Steering type	Speed sensitive, variable ratio, integral power	Speed sensitive, variable ratio, integral power	Speed sensitive, variable ratio, integral power
Steering ratio (center/stop)	17.2:1	17.2:1	17.2:1

BRAKES

ABS hydra-boost 4-wheel anti lock	Disc/Disc	Disc/Disc	Disc/Disc
Front size	12.8 x 1.50	12.8 x 1.50	12.8 x 1.50
Rear size	13.0 x 1.14	13.0 x 1.14	13.0 x 1.14

TIRES

Type	All-season	All-season	All-season
Size	LT245/75R16	LT245/75R16	LT245/75R16

WHEELS

Type	Steel	Steel	Steel
Size	16" x 6.5"	16" x 6.5"	16" x 6.5"

BATTERY

Type	Maintenance free	Maintenance free	Maintenance free
BCI group size	78	78	78
Volts	12	12	12
Amp hour rating	69	69	69
Cold cranking-amps @ 0°F (-18°C)	600	600	600
Reserve capacity @ 80°F (27°C) minutes	115	115	115

ALTERNATOR

Amps	105	105	150
------	-----	-----	-----

SPECIFICATIONS - GAS ENGINE

	G2500 REGULAR WHEELBASE	G3500 REGULAR WHEELBASE	G3500 EXTENDED WHEELBASE
EXTERIOR (in./mm)			
Wheelbase	135.0/3429	135.0/3429	155.0/3937
Overall length	224.1/5692	224.1/5692	244.1/6200
Body width (without mirrors)	79.2/2013	79.2/2013	79.2/2013
Overall height at roof*	83.9/2131	83.7/2126	82.9/2106
Front bumper to axle	39.7/1008	39.7/1008	39.7/1008
Opening height, side door*	47.9/1217	47.9/1217	47.9/1217
Opening height, rear door*	49.4/1255	49.4/1255	49.4/1255
Opening width, sliding side door	44.1/1120	44.1/1120	44.1/1120
Opening width, rear door, at beltline	57.0/1448	57.0/1448	57.0/1448
Step up height, front door*	19.4/493	19.4/493	19.4/493
Step up height, side door*	19.8/503	19.8/503	19.8/503
Ground clearance, front*	11/279	11/279	8.8/224
Ground clearance, rear*	7.1/180	7.1/180	7.7/196
Turning circle (curb to curb)	49.2/15	49.2/15	54.5/16.6

*Published dimensions indicated are at Base Curb Weight.

INTERIOR (in./mm)

Ground to top of rear load floor	27.8/706	27.8/706	30.1/765
Load floor length, to front seat, at floor	126.2/3205	126.2/3205	146.0/3708
Load floor length, to engine cover, at floor	153.6/3901	153.6/3901	173.6/4409
Inside width, between wheelhousing	50.4/1280	50.4/1280	50.4/1280
Cargo area height	51.8/1316	51.8/1316	51.8/1316

CAPACITY

Gross vehicle weight ratings ¹ (GVWR), lbs (kg)	8600/3901	9600/4355	9600/4355
Front Gross Axle Weight Rating (FGAWR), lbs. (kg)	4100/1860	4300/1950	4300/1950
Rear Gross Axle Weight Rating (RGAWR), lbs. (kg)	5360/2431	6084/2760	6084/2760
Payload ² , lbs. (kg)	2557/1160	3536/1604	3140/1424
Base curb weight, lbs. (kg)	5991/2718	6012/2727	6408/2907
Seating capacity (front/2nd/3rd/4th)	2/3/3/4	2/3/3/4	2/3/3/4

1. Gross Vehicle Weight Rating (GVWR). When properly equipped, includes vehicle, passengers, cargo and equipment.

2. These maximum payload ratings are intended for comparison purposes only. Before you buy a vehicle or use it to haul people or cargo, carefully review the vehicle loading section of the Owner's Manual and check the carrying capacity of your specific vehicle on the label on the inside of the driver's door jamb.

SPECIFICATIONS - DIESEL ENGINE

GENERAL

Model CG23406 (1LS) Rear-wheel Drive Regular Wheelbase 2500 Series (Also available in 1LT Model)

Model CG33406 (1LS) Rear-wheel Drive Regular Wheelbase 3500 Series (Also available in 1LT Model)

Model CG33706 (1LS) Rear-wheel Drive Extended Wheelbase 3500 Series (Also available in 1LT Model)

Projected top speed on all Express Passenger Van models is 98 mph

NOTE: Adding non dealer accessories or making modifications to the vehicle can affect vehicle performance, aerodynamics, and overall top speed.

ENGINE	G2500 REGULAR WHEELBASE 1LS	G3500 REGULAR WHEELBASE 1LS	G3500 EXTENDED WHEELBASE 1LS
Type	Duramax (LWN)	Duramax (LWN)	Duramax (LWN)
Fuel	Diesel	Diesel	Diesel
Displacement: liters/cu. in.	2.8/170	2.8/170	2.8/170
Horsepower/rpm	181@3400	181@3400	181@3400
Torque lb.-ft./rpm	369@2000	369@2000	369@2000
Fuel system	Turbo Diesel	Turbo Diesel	Turbo Diesel
Exhaust	Single	Single	Single
Fuel tank capacity (gallons/liters)	31/117.3	31/117.3	31/117.3

TRANSMISSION

Automatic heavy-duty	8-speed	8-speed	8-speed
----------------------	---------	---------	---------

AXLE

Ratio	3.42	3.42	3.42
-------	------	------	------

CHASSIS

Frame	Full length boxed frame	Full length boxed frame	Full length boxed frame
Front suspension	Independent with coil spring and stabilizer bar	Independent with coil spring and stabilizer bar	Independent with coil spring and stabilizer bar
Rear suspension	Hypoid driver axle w/multi-leaf springs	Hypoid driver axle w/multi-leaf springs	Hypoid driver axle w/multi-leaf springs
Steering type	Speed sensitive, variable ratio, integral power	Speed sensitive, variable ratio, integral power	Speed sensitive, variable ratio, integral power
Steering ratio (center/stop)	17.2:1	17.2:1	17.2:1

BRAKES

ABS hydra-boost 4-wheel anti lock	Disc/Disc	Disc/Disc	Disc/Disc
Front size	12.8 x 1.50	12.8 x 1.50	12.8 x 1.50
Rear size	13.0 x 1.14	13.0 x 1.14	13.0 x 1.14

TIRES

Type	All-season	All-season	All-season
Size	LT245/75R16	LT245/75R16	LT245/75R16

WHEELS

Type	Steel	Steel	Steel
Size	16" x 6.5"	16" x 6.5"	16" x 6.5"

BATTERY

Type Maintenance free	Maintenance free	Maintenance free	Maintenance free
BCI group size	78	78	78
Volts	12	12	12
Amp hour rating	63	63	63
Cold cranking-amps @ 0°F (-18°C)	Dual 770	Dual 770	Dual 770
Reserve capacity @ 80°F (27°C) minutes	110	110	110

ALTERNATOR

Amps	150	150	150
------	-----	-----	-----

SPECIFICATIONS - DIESEL ENGINE

EXTERIOR (in./mm)	G2500 REGULAR WHEELBASE	G3500 REGULAR WHEELBASE	G3500 EXTENDED WHEELBASE
Wheelbase	135.0/3429	135.0/3429	155.0/3937
Overall length	224.1/5692	224.1/5692	244.1/6200
Body width (without mirrors)	79.2/2013	79.2/2013	79.2/2013
Overall height at roof*	83.7/2126	83.7/2126	82.9/2106
Front bumper to axle	39.7/1008	39.7/1008	39.7/1008
Opening height, side door*	47.9/1217	47.9/1217	47.9/1217
Opening height, rear door*	49.4/1255	49.4/1255	49.4/1255
Opening width, sliding side door	44.1/1120	44.1/1120	44.1/1120
Opening width, rear door, at beltline	57.0/1448	57.0/1448	57.0/1448
Step up height, front door*	19.4/493	19.4/493	19.4/493
Step up height, side door*	19.8/503	19.8/503	19.8/503
Ground clearance, front*	11/279	11/279	8.8/224
Ground clearance, rear*	7.1/180	7.1/180	7.7/196
Turning circle (curb to curb)	49.2/15	49.2/15	54.5/16.6

*Published dimensions indicated are at Base Curb Weight.

INTERIOR (in./mm)

Ground to top of rear load floor	27.8/706	27.8/706	30.1/765
Load floor length, to front seat, at floor	126.2/3205	126.2/3205	146.0/3708
Load floor length, to engine cover, at floor	153.6/3901	153.6/3901	173.6/4409
Inside width, between wheelhousing	50.4/1280	50.4/1280	50.4/1280
Cargo area height	51.8/1316	51.8/1316	51.8/1316

CAPACITY

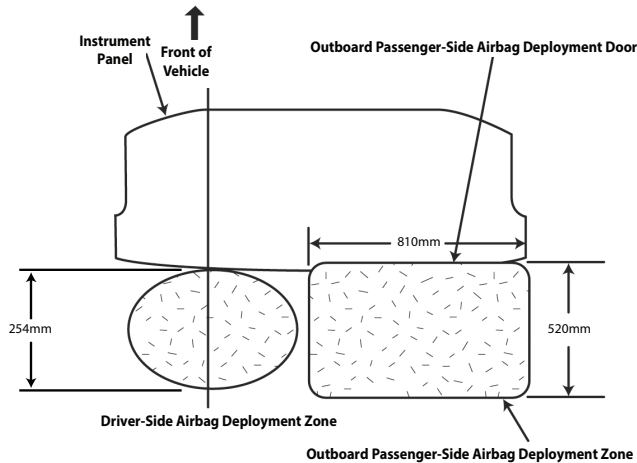
Gross vehicle weight ratings ¹ (GVWR), lbs (kg)	8600/3901	9600/4355	9600/4355
Front Gross Axle Weight Rating (FGAWR), lbs. (kg)	4100/1860	4300/1950	4300/1950
Rear Gross Axle Weight Rating (RGAWR), lbs. (kg)	5360/2431	6084/2760	6084/2760
Payload ² , lbs. (kg)	2126/964	3106/1409	3005/1363
Base curb weight, lbs. (kg)	6422/2913	6443/2717	6844/3104
Seating capacity (front/2nd/3rd/4th)	2/3/3/4	2/3/3/4	2/3/3/4
Conventional Trailer Rating lbs. (kg)	6300/2858	5700/2585	5300/2404

1. Gross Vehicle Weight Rating (GVWR). When properly equipped, includes vehicle, passengers, cargo and equipment.

2. These maximum payload ratings are intended for comparison purposes only. Before you buy a vehicle or use it to haul people or cargo, carefully review the vehicle loading section of the Owner's Manual and check the carrying capacity of your specific vehicle on the label on the inside of the driver's door jamb.

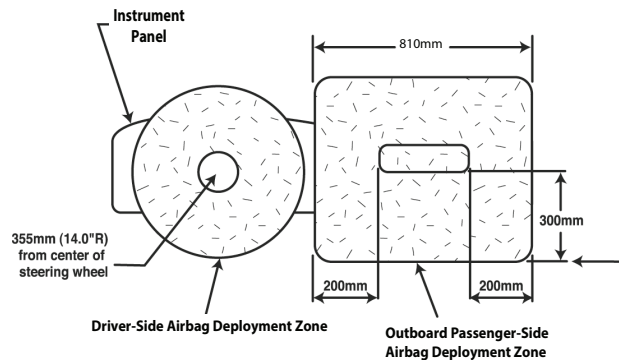
AIRBAGS

TOP VIEW OF INSTRUMENT PANEL AND APPROXIMATE DEPLOYMENT AREA OF THE AIRBAG ZONE

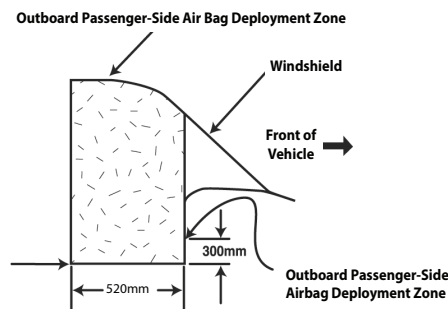


Lower instrument panel bolsters are provided to absorb energy during frontal collisions and are designed to limit leg movement to decrease the chance of injury to the driver and front outboard passenger.

REAR VIEW OF INSTRUMENT PANEL AND APPROXIMATE DEPLOYMENT AREA OF THE AIRBAG ZONE



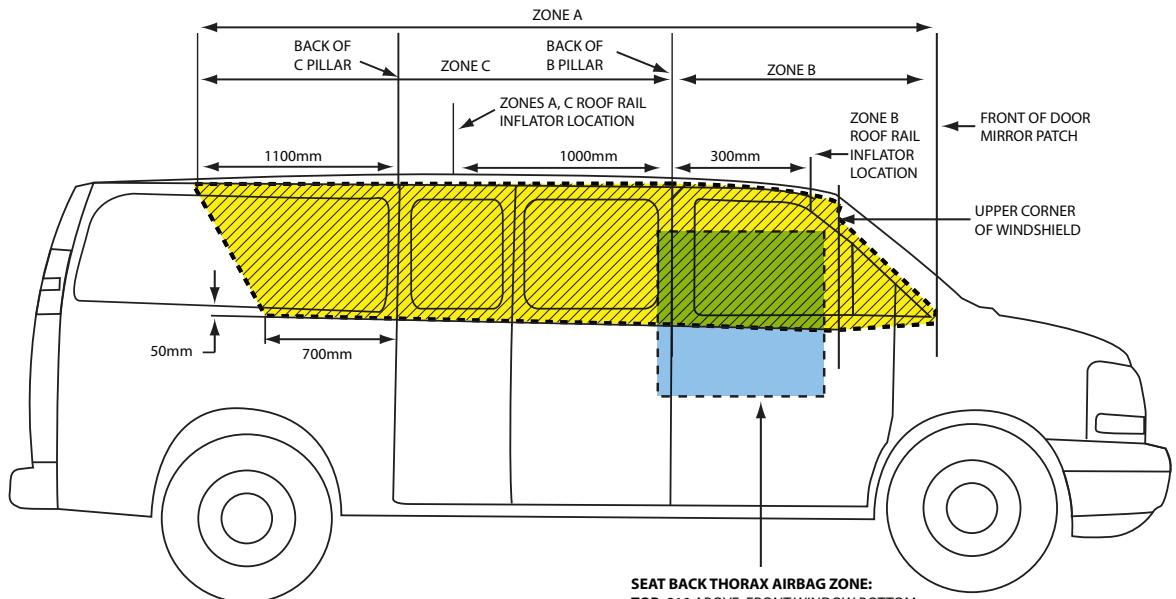
RIGHT SIDE VIEW OF INSTRUMENT PANEL AND APPROXIMATE DEPLOYMENT AREA OF THE AIRBAG ZONE



Sitting too close to an airbag when it deploys can increase the risk of serious injury or death. Always properly wear your seat belt. See Owner's Manual for more information

AIRBAGS

ROOF RAIL-MOUNTED HEAD CURTAIN AND SEAT BACK-MOUNTED SIDE IMPACT AIRBAG DEPLOYMENT ZONES. PASSENGER SIDE SHOWN, DRIVER SIDE SIMILAR

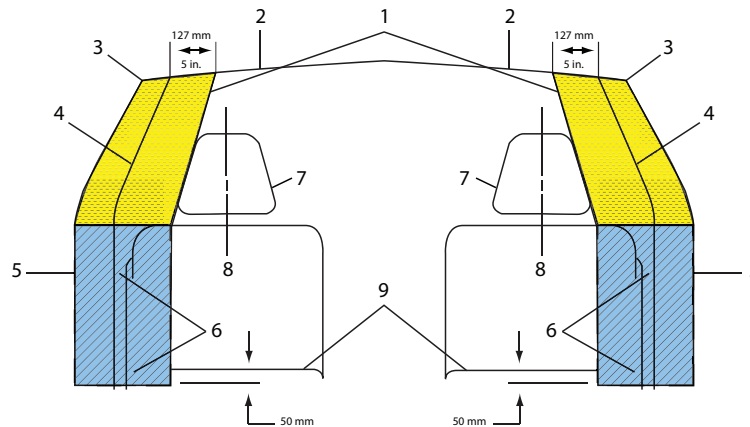


SEAT BACK THORAX AIRBAG ZONE:
TOP: 210 ABOVE FRONT WINDOW BOTTOM
BOTTOM: AT TOP OF SEAT CUSHION, FULL DOWN
REAR: AT BACK OF A PILLAR, SEAT FULL REAR
FRONT: 590MM FORWARD OF REAR MOST SEAT POSTION

LONG W.B. SHOWN, SHORT W.B. SIMILAR

AIR BAG ZONE	USAGE	VEHICLE DESCRIPTION
A	LH/RH	PASSENGER VAN WITH RH SIDE 60/40 SWING OUT DOOR
A	LH	PASSENGER VAN WITH RH SLIDING DOOR
B & C	RH	

ROOF RAIL-MOUNTED HEAD CURTAIN AND SEAT BACK-MOUNTED SIDE IMPACT AIRBAG DEPLOYMENT ZONES FOR DRIVER AND FRONT OUTBOARD PASSENGER. VIEW FROM CARGO AREA



1. Head Curtain Airbag Deployment Zone
2. Underside of Headliner
3. Edge of Headliner
4. Inner Pillar Trim
5. Inner Front Door Trim

6. Front Seatback Side Deployment Zone
H: 520 mm Above Seat Cushion
W: 180 mm From Door Trim
7. Front Seat Back
8. Seat Centerline
9. Top of Seat Cushion

Sitting too close to an airbag when it deploys can increase the risk of serious injury or death. Always properly wear your seat belt. See Owner's Manual for more information

AIRBAGS

Q: Can equipment such as radar devices, video cameras, and radio trees be mounted in a specialty vehicle equipped with a right front passenger frontal airbag?

A: Yes, but care must be taken to properly mount the equipment outside of the airbag "deployment zone."

Q: What is the airbag "deployment zone"?

A: The term "deployment zone" describes the space an airbag takes up when fully inflated. Airbags need room to work properly, and anything in the "deployment zone" - such as improperly mounted equipment - can greatly affect the performance of the airbag.

Q: How can I identify the airbag "deployment zone" in my vehicle?

A: See Airbag Deployment Diagrams for more information. The diagrams provide the approximate dimensions of the "deployment zones" for your specialty vehicle. Before doing any service work, including the installation of any equipment, consult the appropriate service manual.

Q: Is it possible to shield equipment so it does not interfere with airbag deployment?

A: While shielding may protect certain equipment from being damaged or dislodged, it may also negatively affect how an airbag inflates. Therefore, we cannot recommend the placement of any equipment in the deployment zone, even when shielding.

Q: Can the installation of push bumpers on the front end of the vehicle affect the deployment of the airbag?

A: It is not likely that installing push bumpers will affect sensing for the airbag as long as the vehicle structure itself is not modified. GM is not aware of any adverse defects from the many push bumpers that have been installed on current model GM police vehicles with airbags.

See "Adding Equipment to the Airbag-Equipped Vehicle" in the owner manual for more information.

Customer-Installed Equipment

Before installing equipment, read the following.

Airbags inflate with great force, faster than the blink of an eye. No objects, such as shotguns, should be placed over or near the airbag covers. Equipment mounted too close to an inflating airbag could prevent the airbag from operating properly to protect the occupants or could be forced into an occupant or break and become a dangerous projectile, causing severe injury or even death. To help prevent injury and to allow the airbag to perform as it was designed, do not mount equipment inside the airbag deployment zones.

Do not install equipment in the inflation path of any airbag. The equipment may interfere with the deployment of the airbag, may damage the airbag, or otherwise be damaged or forced into an occupant, all of which may cause severe injury or even death.

Do not attach anything to the steering wheel hub or mount any equipment within the deployment zone for the driver airbag.

Do not mount equipment on the passenger side of the instrument panel top pad deployment zone. Equipment should not be mounted on or around the passenger airbag opening because of a deploying airbag. To allow the airbag to perform as it was designed, do not mount equipment inside the airbag deployment zone.

Do not use seat accessories that block the inflation path of the driver or passenger seat-mounted side impact airbag or install equipment in the seat-mounted side impact airbag deployment zones.

Do not mount a security barrier such that the ends of the barrier or brackets are within the roof-rail airbag deployment zones.

Avoid installing wiring for roof-rail emergency lighting or radio antennas that may restrict the proper deployment of the roof-rail airbags.

Do not use seat accessories, console accessories, or other accessories that block the inflation path of the driver seat front center airbag (if equipped). Do not remove the front center console to install a police package center console, or otherwise install equipment or mount equipment between or just behind the front bucket seats on vehicles equipped with the driver seat front center airbag.

GM approved service procedures must be followed to remove and reinstall the instrument panel to the pad to ensure proper airbag deployment.

The police vehicle has a rollover sensor mounted on the centerline of the vehicle between the driver and front outboard passenger positions. If the vehicle has individual front seats, the rollover sensor will be exposed. Do not mount equipment within 25 mm (1 in) of the rollover sensor. This may affect the performance of multiple restraint system.

ELECTRONIC STABILITY CONTROL SYSTEMS (STABILITRAK)

StabiliTrak systems help drivers maintain control of their vehicles, especially during emergency lane changes or avoidance maneuvers. StabiliTrak uses various sensors, such as steering wheel angle, wheel speed, yaw velocity, etc., to detect any difference between the path requested by the steering wheel position and vehicle's actual path. When appropriate, the system selectively controls brakes, engine power, and even suspension settings to enhance control of the vehicle's direction and help keep it on course.

Independent studies conducted by the National Highway Traffic Safety Administration, the Insurance Institute for Highway Safety, and others have found StabiliTrak to be highly reactive in reducing vehicle crashes. General Motors offers StabiliTrak systems on many of its passenger car and light truck models.

See your owner's manual for additional information about the operation of StabiliTrak.

Q. How do I use StabiliTrak?

A. StabiliTrak operates independently of the driver.

You should continue to drive your StabiliTrak equipped vehicle with caution and care. GM's StabiliTrak system, StabiliTrak is designed to be as seamless as possible in operation, and part of the overall vehicle response to make a good vehicle better

Q. How does StabiliTrak work?

A. StabiliTrak has the ability to apply control forces to the vehicle independent of the driver. StabiliTrak uses sensors to continuously compare the path indicated by the steering wheel position to the vehicle's actual path. If a discrepancy is detected, StabiliTrak selectively controls vehicle brakes and engine torque to create a yaw moment that helps restore the vehicle's actual path to the path indicated by the steering wheel position. StabiliTrak has the ability to help correct both understeer (where the vehicle is not turning as much as the steering wheel position indicates) and oversteer (where the vehicle is turning more than the steering wheel position indicates).

Q. Will a tire change affect StabiliTrak?

A. Use of tires other than original equipment may affect StabiliTrak performance. StabiliTrak is designed to make the best use of available traction. The performance characteristics of the original equipment tires are part of the overall system effectiveness. When you replace tires check the recommendations in your owner's manual. On GM vehicles, the original equipment tires have a "TPC" (Tire Performance Criteria) code on the sidewall. Replacing the tires with the same "TPC" code will help assure proper StabiliTrak performance.

DRIVER OPERATED TRACTION CONTROL BUTTON

An advanced computer controlled stability enhancement system assists the driver with directional control of the vehicle in difficult driving conditions. Each time the vehicle is started, the StabiliTrak system is fully on. StabiliTrak can be controlled by a Traction Control Button. The condition system is displayed by a StabiliTrak indicator light and Driver Information

Center (DIC) Message. Push once to disable Traction Control. Push and hold to disable both Traction Control and StabiliTrak. In this condition, StabiliTrak will automatically turn ON when the vehicle speed exceeds 35 mph (56km/hr) while the Traction Control remains OFF. Push again to enable Traction Control and StabiliTrak.

MAINTENANCE / LIMITED WARRANTY

INCLUDED MAINTENANCE	One visit within first year of vehicle delivery ¹
BUMPER-TO-BUMPER LIMITED WARRANTY	3 years,/36,000 miles ² . Bumper-to-Bumper Limited Warranty with no deductible
TRANSFERABLE POWERTRAIN LIMITED WARRANTY	Qualified Fleet Customers: 5 years/100,000 miles ³
TIRES ⁴	3 years/36,000 miles ² ; coverage prorated after first 12,000 miles
ROADSIDE ASSISTANCE AND COURTESY TRANSPORTATION ⁵	Qualified Fleet Customers: 5 years/100,000 miles ³
RUST-THROUGH	6 years/100,000 miles ²
CORROSION	3 years/36,000 miles ²
WHEEL ALIGNMENT AND BALANCE	Up to 7,500 miles ⁶

1. Includes first required maintenance visit as stated in vehicle maintenance schedule. Maintenance visit consists of oil change, tire rotation and Multi-Point Vehicle Inspection. Does not include air filters. See participating dealer for other restrictions and complete details. Excludes vehicles ordered with fleet delete option RY9.
2. Whichever comes first. See dealer for limited warranty details.
3. Whichever comes first. A Qualified Fleet User is defined as a company that has purchased and registered or leased five (5) or more new cars/or trucks solely for use in its operation during the current or preceding calendar year, model year, preceding twelve (12) month period, or that owns or leases fifteen (15) or more cars and trucks. Excludes rental customers. See dealer for details.
4. Tires also covered under the Bumper-to-Bumper Warranty but are prorated based upon mileage. See dealer for warranty details.
5. If the vehicle has a warrantable failure, see your Owner's Manual for full details on the Courtesy Transportation program.
6. Customer maintenance item after 7,500 miles.



GM reserves the right to make changes at any time, without notice, in prices, colors, materials, equipment, specifications, models, and availability. Specifications, dimensions, measurements, ratings, and other numbers in this catalog and other printed materials provided at the dealership or affixed to vehicles are approximates based upon design and engineering drawings and prototypes and laboratory tests. Your vehicle may differ due to variations in manufacture and equipment. Since some information may have been updated since the time of printing, please check with your GM dealer for complete details. Some of the equipment shown or described throughout this publication may be available at extra cost, and/or is supplied by an independent supplier.

Copyright 2018 General Motors. All rights reserved. All text, images, graphics, and other materials in this publication are subject to the copyright and other intellectual property rights of General Motors. These materials may not be reproduced, distributed, or modified without the express written permission of General Motors. The marks appearing in this publication including, but not limited to: GM and the GM logo; Chevrolet and their respective logos, emblems, slogans, and vehicle model names and body designs; and other marks such as GM Fleet and Commercial are trademarks and/or service marks of General Motors, its subsidiaries, affiliates, or licensors.

For more detailed information, contact your District Sales Manager or see the online order guide at gmfleet.com/police.

GENERAL MOTORS FLEET

