



2019

SUBURBAN 1FL and 3500HD



Shown with equipment from independent suppliers not covered by the GM New Vehicle Limited Warranty. GM is not responsible for the safety or quality of independent supplier alterations.

GENERAL MOTORS FLEET





About This Publication

This catalog is not updated during the model year and should not be used for ordering purposes. It is intended as a source of basic information. All illustrations and specifications in this literature are based on the latest product information available at the time of publication. General Motors reserves the right to make changes at any time without notice. For further details, consult your local dealer.

Care must be taken during customer installation of equipment and wiring to ensure that all holes drilled in the body are corrosion protected, properly sealed and that vehicle wiring harnesses, piping or other components have not been displaced or damaged. Wiring connection or splice changes are to be removed before the vehicle is returned to civilian use. Aftermarket equipment installers must be mindful of applicable Federal Motor Vehicle Safety Standards. This information can be obtained directly from the National Highway Traffic Safety Administration.

Adding non-dealer accessories or making modifications to the vehicle can affect vehicle performance, aerodynamics, and overall top speed.

These vehicles are equipped with an airbag system. The airbag system in your police vehicle includes frontal driver and front outboard passenger airbags, front seat back side impact airbags, roof rail mounted head-curtain airbags and if available, front knee airbags or knee bolsters. Customer installed equipment such as security barriers behind the front seats should not be mounted so that the barrier ends are within the side airbag deployment zones. The sensors and other components for the airbag system must not be relocated to accommodate the installation of customer furnished equipment; please refer to the service manual for sensor and other component locations. For information concerning instrument panel top pad mounted equipment and airbag system deployment zones, see the airbag information section in this catalog and the vehicle owners manual.

A note about vehicle alterations by independent suppliers: This catalog shows pictures of vehicles that have been altered or upfitted with equipment or components supplied to Chevrolet or its dealers by independent suppliers. Chevrolet is not responsible for the safety or quality of design features, materials or workmanship of any alterations by a supplier.


INDEX

- **UPDATES FOR 2019 SUBURBAN 1FL**
- **STANDARD FEATURES**
- **POWERTRAIN & EMISSIONS**
- **COLORS & INTERIOR TRIM**
- **OPTIONAL EQUIPMENT**
- **GENERAL MOTORS FLEET Onstar®
PLANS AND GM COMMERCIAL
LINK PLANS**
- **SIRIUS XM RADIO PLANS
(ONLY AVAILABLE ON 3500HD MODEL)**
- **SPECIFICATIONS**
- **ILLUSTRATION HIGHLIGHTS**
- **WIRING DIAGRAMS**
- **AIRBAG DIMENSIONS**
- **AIRBAGS FAQ**
- **STABILITRAK**
- **MAINTENANCE AND WARRANTY**

2018 SUBURBAN COMMERCIAL FLEET 1FL



Standard 40/20/40 split-bench seating (only available on 1FL 1500)



Optional isolated auxiliary battery



Third row seating with fold flat floor

UPDATES FOR 2019

NEW FEATURES

- (GJI) Shadow Gray Metallic exterior paint color
- Onstar Information Revised

CHANGES

- (VLG) Rear fascia closeout is now available with (GAN) Silver Ice Metallic, (GAZ) Summit White, (GBA) Black and new (GJI) Shadow Gray Metallic

DISCONTINUED

- (G2X) Havana Metallic exterior paint color
- (GXG) Tungsten Metallic exterior paint color
- Model 3500HD Built Out. No longer available as of 11/30/2018

2019 SUBURBAN 1FL AND 3500HD

NOTE: This vehicle is NOT designed nor intended for HIGH SPEED EMERGENCY VEHICLE OPERATIONS Model CC15906 rear-wheel drive 1/2 ton. Model CK15906 4WD 1/2 ton and CK35906HD. Content, Options and Specifications shown are for Police and Special Service Vehicles only which differ from retail civilian model.

STANDARD 1FL INTERIOR FEATURES	
AIR CONDITIONING	Tri-zone automatic, with individual climate settings for driver, right-front passenger and rear passengers
ASSIST HANDLES	Front passenger and second row outboard
AUDIO SYSTEM FEATURES¹	Chevrolet Infotainment Audio system, 8" diagonal color touch-screen with AM/FM stereo with seek-and-scan and digital clock, includes Bluetooth streaming audio for music and select phones; voice-activated technology for radio and phone; and Shop with the ability to browse, select and install apps to your vehicle. You can customize your content with audio, weather and more; featuring Apple CarPlay and Android Auto capability for compatible phones; 5 USB ports and 1 auxiliary jack. Includes 2 USB ports with (AZ3) Split-bench front seat, 6 speakers and single-slot CD/MP3 player
BLUETOOTH® FOR PHONE²	Personal cell phone connectivity to vehicle audio system
4G LTE Wi-Fi HOTSPOT³	Can connect up to 7 devices; includes 4G LTE data trial for 1 month or 3GB (whichever comes first). Available Wi-Fi requires compatible mobile device, active OnStar service and data plan. Data plans provided by AT&T. Visit www.gmfleet.com/technology/connected-vehicle.html for details and system limitations.
CONSOLE, OVERHEAD	Mini with map lamps
CRUISE CONTROL	Electronic with set and resume speed
DOMELAMPS	Interior dome lamp, driver and passenger side door switch with delayed entry feature, cargo lamps, remote keyless entry activated illuminated entry and map lamps in front and second seat position
DRIVER INFORMATION CENTER	4.2" diagonal multi-color.
FLEET CONNECTED ACCESS	Fleet Connected Access with 10 years of standard connectivity which enables services such as, Vehicle Diagnostics, Dealer Maintenance Notification, Chevrolet Smart Driver, Marketplace and more. Limitations apply. Not transferable. Standard connectivity available to original purchaser for ten years from the date of initial vehicle purchase. See www.gmfleet.com/technology/connected-vehicle.html for details and limitations. Connected Access does not include emergency or security services. Availability and additional services enabled by Connected Access are subject to change.
FLOOR COVERING	Black rubberized-vinyl (not available with B39 cargo mat)
GLASS	Deep tinted (all windows except light-tinted glass on windshield, driver and front passenger side glass)
LIGHTING	Interior with dome light, driver- and passenger-side door switch with delayed entry feature, cargo lights, door handle or Remote Keyless Entry-activated illuminated entry and map lights in front and second seat positions
INSTRUMENTATION	120 mph analog speedometer, trip odometer, fuel level, volt meter, engine temperature oil pressure and tachometer
MIRROR	Inside rearview auto-dimming
NET	Cargo
OnStar®⁴	Fleet orders receive a 3-month trial of Fleet connected services and 3 months of Fleet Safety & Security plan coverage. Connected services include navigation services, Remote Access Plan and 1 month or 3GB of 4G LTE data (whichever comes first) from vehicle delivery date. Data plans offered by AT&T. Certain services require working electrical system, cell service and GPS signal. OnStar links to emergency services. See www.gmfleet.com/technology/connected-vehicle.html for details and limitations.
SIRIUS® XM RADIO⁵	SIRIUS XM Radio. Enjoy a 3-month All Access trial subscription with over 150 channels including commercial-free music, plus sports, news and entertainment. Plus listening on the app and online is included, so you'll hear the best SiriusXM® has to offer, anywhere life takes you. Welcome to the world of SiriusXM. IMPORTANT: The SiriusXM® Radio trial package is not provided on vehicles that are ordered for Fleet Daily Rental ("FDR") use. If you decide to continue service after your trial, the subscription plan you choose will automatically renew thereafter and you will be charged according to your chosen payment method at then-current rates. Fees and taxes apply. To cancel you must call us at 1-866-635- 2349. See our Customer Agreement for complete terms at www.siriusxm.com . All fees and programming subject to change. Standard on Suburban 3500HD. Not Available on Suburban 1FL
POWER OUTLETS	12 volt DC outlet and 110 volt, 150 watt AC outlet in lower instrument panel. 12 volt DC outlets also in back of center console and cargo area. 12 volt DC outlets are configurable to be Battery powered at all times or Ignition Control powered. See the Owners Manual for information about DC outlet power configuration.
REAR PARK ASSIST	Sensors on rear bumper to assist with parking and avoiding objects while in reverse.
REAR VISION CAMERA	Rear camera view radio screen display with audible warning.
RESTRAINT SYSTEM⁶	Seat belts at all designated seating positions with driver and front outboard passenger pretensioners. Airbags: Dual stage frontal airbags for driver and front outboard passenger; includes front outboard Passenger Sensing System. Driver and front outboard passenger knee bolsters. Seat-mounted side-impact airbags for driver and front outboard passenger; Driver inboard seat-mounted side-impact airbag (requires bucket seats); Head Curtain airbags for all rows at outboard seating positions. NOTE: Nine inch seat belt extenders are available (part number 19259268) through our dealers at no charge.
SEAT, FRONT	40/20/40 split-bench, with Vinyl or Premium Cloth, 3-passenger, includes 6-way power driver and 2 way front passenger seat adjuster, driver and front passenger power lumbar control and power reclining, center fold-down armrest with storage (includes auxiliary power outlet, USB port and input jack for audio system), storage compartments in seat cushion, adjustable outboard head restraints and storage pockets

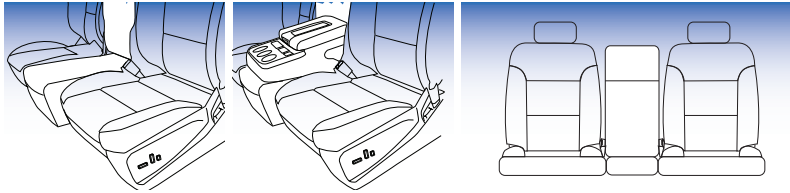
1. Functionality varies by model. Full functionality requires compatible Bluetooth and smartphone, and USB connectivity for some devices
2. Go to myChevrolet.com/learnAbout/bluetooth to find out which phones are compatible with the vehicle.
3. Service varies with conditions and location. Requires active OnStar service and paid AT&T data plan. Visit www.gmfleet.com/technology/connected-vehicle.html for details and limitations.
4. Does not include emergency or security services. Visit www.gmfleet.com/technology/connected-vehicle.html for coverage map, details and system limitations
5. If you decide to continue service after your trial, your selected subscription plan will automatically renew thereafter. You will be charged at then-current rates. Fees and taxes apply. To cancel you must call SiriusXM at 1-866-635-2349. See SiriusXM Customer Agreement for complete terms at siriusxm.com. All fees and programming subject to change. ©2018 Sirius XM Radio Inc. All rights reserved.
6. Always use seat belts and child restraints. Children are safer when properly secured in a rear seat in the appropriate child restraint. See the Owner's Manual for more information

SEAT, REAR	Second row 60/40 split-folding bench seat with fold-down arm rest
SEAT, THIRD ROW	60/40 split-folding bench, fold flat (power fold not available on 1FL)
STEERING WHEEL CONTROLS	Mounted audio and cruise controls, includes Driver Information Center controls
STEERING COLUMN/WHEEL	Tilt-wheel, adjustable, with brake/transmission interlock
TEEN DRIVER MODE	A configurable feature that can be programmed through your radio that lets you activate customizable vehicle settings associated with a key fob, to encourage safe driving behavior. It can limit certain vehicle features, and it prevents certain safety systems from being turned off. An in-vehicle report gives you information on your driving habits.
THEFT DETERRENT	Electrical, unauthorized entry
WARNING TONES	Headlamp on, key-in-ignition, driver and right-front passenger seat belt unfasten and turn signal on
WINDOW OPERATION	Power with driver express-down and lockout features
STANDARD 1FL EXTERIOR FEATURES	
ASSIST STEPS	Black, mounted between front and rear wheels
CAPLESS FUEL FILL	The vehicle has a capless refueling system and does not have a fuel cap. The filling nozzle must be fully inserted and latched prior to starting fuel flow. NOTE: Overfilling the fuel tank by more than three clicks of a standard fill nozzle may cause, vehicle performance issue, including engine stalling and damage to the fuel system, fuel spills, potential fuel fires. (Not available on 3500HD)
DEFOGGER	Electric, rear window
DOOR HANDLES	Color keyed (Door handles will be black when special paint is ordered)
DOOR LOCKS	Power programmable with lockout protection and delayed locking, door lock cylinder no longer available on passenger front door and rear liftgate
FASCIA, FRONT	Color - keyed (Black when special paint is ordered)
FASCIA, REAR	Color - keyed (Black when special paint is ordered)
HEADLAMPS	Bi-functional halogen projector with LED park and turn. LED daytime running lamps with automatic exterior lamp control. Altering headlamp assembly is not recommended, General Motors is not responsible for the effects of any modifications.
KEYS	Two keys, two-sided, random code, for ignition and drivers door only
MIRRORS	Outside heated power-adjustable, manual-folding, color keyed (Mirrors will be black when special paint is ordered)
REAR LIFTGATE	Manual liftgate/liftglass with rear window washer and wiper (power liftgate not available)
RECOVERY HOOKS	Two front frame-mounted STANDARD on 4WD, OPTIONAL on 2WD, see option page (V76)
REMOTE KEYLESS ENTRY	With extended range (BTV Remote vehicle start is an available option)
ROOF SIDE RAILS	Roof mounted black side rails (Delete option is not available)
TIRES	P265/70R17 All-terrain, Blackwall. Not available when (NHT) Maximum Trailering Package is ordered. See Option (RKK) on Options Available page for tire available with (NHT) Maximum Trailering Package.
TIRE PRESSURE MONITOR WITH TIRE FILL ALERT	Check tire pressure will display in driver message center (displays individual tire pressure); Tire Fill Alert, In addition to the DIC warning when a tire has low pressure, this feature provides audible and visual indication when air is being added to the low tire to aid in achieving optimal tire pressure.
TIRE, SPARE	P265/70R17 All-season blackwall. Lockable outside winch-type carrier mounted under frame at rear. Spare tire pressure monitor sensor not included.
WHEELS	17" x 8" Painted steel
WIPERS	Windshield Intermittent with Rainsense. Rear Intermittent with Washer
STANDARD 1FL CHASSIS FEATURES	
AERO SHUTTERS	Aero shutters are designed to close when operating conditions permit. The shutters are located on the front of the A/C condenser under hood to divert airflow around the front of the truck reducing wind drag and improves fuel economy. When the cooling system requires more air flow the shutters automatically reopen, ensuring proper air flow through the radiator. (Not available on 3500HD)
ALTERNATOR	150-amp
AIR CLEANER	High Capacity
BATTERY	Maintenance free, 720 cca with 80 amp hour rating
BRAKES	4-wheel antilock, 4-wheel disc, vac power with Brake Assist
DIFFERENTIAL	Heavy duty locking rear
ENGINE	5.3L EcoTec3 V8 with direct injection, variable valve timing (VVT), Active Fuel Management (AFM), aluminum block, includes air conditioning wide open throttle cut off (see specifications page)
FRAME	Modular with hydro formed frame rails

FUEL TANK CAPACITY	Approximately 31 gallon (117.3 liters)
HILL START ASSIST	This feature is designed to prevent the vehicle from rolling, either forward or rearward, during vehicle drive off.
OIL COOLERS	External engine oil cooler, heavy-duty air-to-oil, integral to driver side of radiator. Auxiliary transmission heavy duty air to oil.
REAR AXLE	3.08 Ratio
STABILITRAK	Stability control system with brake assist, includes traction control. For description see Stability Control and Traction Control section
STEERING	Electric Power
SUSPENSION, FRONT	Coil-over-shock with stabilizer bar
SUSPENSION, REAR	Multi-link with coil springs
TRAILER SWAY CONTROL (TSC)	Vehicles with StabiliTrak have a TSC feature. Trailer sway is unintended side-to-side motion of a trailer while being towed. If the vehicle is towing a trailer and the TSC detects that sway is increasing, the vehicle brakes are selectively applied at each wheel, to help reduce excessive trailer sway.
TRAILERING EQUIPMENT	Includes trailering hitch platform, 7-wire harness with independent fused trailering circuits mated to a 7-way sealed connector and 2" trailering receiver
TRANSFER CASE	Active single-speed, electronic autotrac with rotary controls, does not include Neutral (N). Cannot be dinghy towed, requires GU4 3.08 rear axle. Not available on 2WD models
TRANSMISSION	6-speed automatic, electronically controlled with overdrive and tow/haul mode
WARRANTY	See Maintenance and Warranty section for description

FRONT SEATS AND INTERIOR TRIM

STANDARD Cloth front 40/20/40 Individual Seats (AZ3) Includes 6-way power driver and 2 way front passenger seat adjuster, driver and front passenger power lumbar control and power reclining, center fold-down armrest with storage (includes auxiliary power outlet, USB port and input jack for audio system), storage compartments in seat cushion, adjustable outboard head restraints and storage pockets

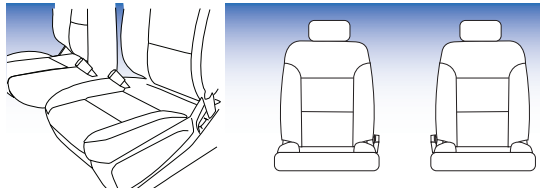


Seat Code	Seat Trim	Color	Color Code
AZ3	Vinyl	Jet Black	H2G
AZ3	Cloth	Jet Black	HOU

- Center seat can be unbolted and removed
- Vinyl seat not available in power
- H2G Not available with Option PCW Enhanced Driver Alert Package

NOTE: When (H2G) Jet Black vinyl seats trim is ordered seats will be manual not power.

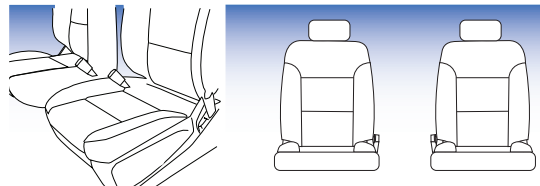
9U3 INDIVIDUAL CLOTH FRONT SEATS Power driver and passenger bucket seats in base cloth trim. Driver and passenger front individual seats in cloth trim Power driver and passenger bucket seats in base cloth trim. Derived from RPO (AZ3) 40-20-40 split bench seat with the 20% section removed which also removes the auxiliary power outlet, USB port and input jack for audio system. Does not include a floor console. All exposed floor area will remain untrimmed.



Seat Code	Seat Trim	Color	Color Code
AZ3	Cloth	Jet Black	H2G

- Front cloth and vinyl 2nd and 3rd row rear seat combination is available by ordering option (5T5).
- H2G Not available with Option PCW Enhanced Driver Alert Package

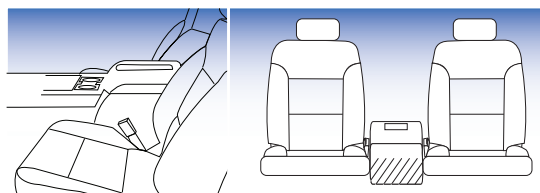
OPTIONAL - CENTER SEAT DELETE SEO (9S1) VINYL Driver and passenger front individual seats in base vinyl trim. Driver and passenger front, individual seats in vinyl trim Driver and passenger front individual seats in base vinyl trim. Derived from a RPO (AZ3) 40-20-40 split bench seat with the 20% section removed which also removes the auxiliary power outlet, USB port and input jack for audio system. Seats are manual, not power. Does not include a floor console. All exposed floor area will remain untrimmed. Rear seat will also be vinyl trimmed. Requires (AZ3) 40/20/40 split bench seat, trim code (H2G) Jet Black vinyl and (BG9) rubberized-vinyl floor covering.



Seat Code	Seat Trim	Color	Color Code
AZ3	Vinyl	Jet Black	HOU

OPTIONAL - A95 BUCKET SEATS Cloth Bucket Seats with Console Driver and Passenger Front Bucket Cloth Seats, with integrated retail console. 10-way Power Driver and Passenger Seats. Includes (AYQ) Airbags¹, Frontal airbags for driver and front outboard passenger; Seat-mounted side-impact airbags for driver and front outboard passenger; Driver inboard seat-mounted side-impact airbag (requires bucket seats); Head-curtain airbags for all rows in outboard seating positions

Not recommend for vehicles intended to be up-fitted with aftermarket equipment.



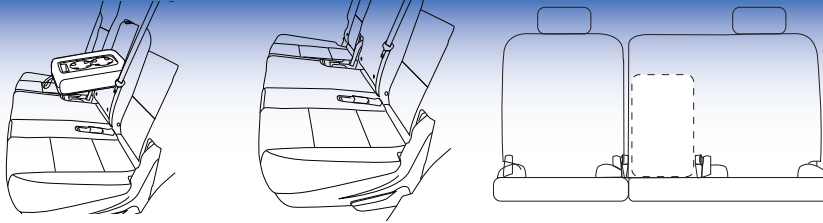
Seat Code	Seat Trim	Color	Color Code
A95	Cloth	Jet Black	HOU

- Front cloth and vinyl rear seat combination is available by ordering option 5T5 and requires Jet Black (HOU)
- Console cannot be deleted

¹ Always use seat belts and child restraints. Children are safer when properly secured in a rear seat in the appropriate child restraint. See the Owner's Manual for more information

2019 SUBURBAN 1FL AND 3500HD

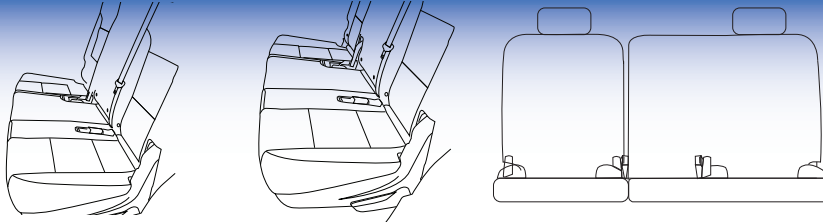
CLOTH 2ND AND 3RD ROW 60/40 SPLIT-BENCH SEAT WITH FOLD-DOWN ARM REST (AT6/ARN)



Seat Code	Seat Trim	Color	Color Code
AT6/ARN	Cloth	Jet Black	HOU

- (Second row captain seats available for 2nd and 3rd row seats on HD3500HD)

CLOTH FRONT SEAT WITH VINYL REAR SEATING (5T5)



Seat Code	Seat Trim	Color	Color Code
5T5	Vinyl	Jet Black	H2G

- Front cloth and vinyl rear seat combination is available for 2nd and 3rd row seats by ordering option 5T5 and requires Jet Black (HOU) and RPO (AZ3) front 40/20/40 split-bench seat
- H2G Not available with Option PCW Enhanced Driver Alert Package

AVAILABLE INTERIOR COLOR Actual colors may vary



Jet Black Cloth



Jet Black Vinyl

AVAILABLE EXTERIOR COLORS Actual colors may vary



Silver Ice Metallic



Satin Steel Metallic



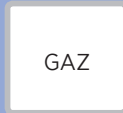
Shadow Gray Metallic



Peppercrust Metallic



Black



Summit White



Blue Velvet Metallic



*Siren Red Tintcoat

* Additional Charge.

SEO PAINT AVAILABLE

COLOR DESCRIPTION	SEO CODE	WA#
Victory Red ¹	5T4	9260
Woodland Green	9V5	9015
Wheatland Yellow	9W3	253A
MSP Blue	NONE	5665
Dark Toreador Red	NONE	334D

When special paint is specified, all exterior non-metal body parts will be painted gloss Black; including front and rear bumpers front fascia, body side moldings, D-Pillars and rear lift gate applique assemblies. Door handles and mirrors will be grained flat Black

1. Requires SEO (5T4) Exterior body colored parts. Not available with RPO (Z71) Off-Road Suspension Package

POWERTRAIN

ENGINE				TRANSMISSION		AXLE	
OPTION CODE	TYPE	DISPLACEMENT LITERS/CU. IN.	FUEL SYSTEM	OPTION CODE	TYPE	OPTION CODE	RATIO
L83	V8	5.3/325	Active fuel management	MXO/MYC	6L80 6-speed auto. with OD	GU4	3.08

TRAILERING SPECIFICATIONS

MODEL	AXLE RATIO	MAXIMUM TRAILER TOWING LBS. (KG)
CC15906	3.08	6300 (2858)
CC15906 with NHT	3.42	8300 (3765)
CK15906	3.08	6000 (2722)
CK15906 with NHT or Z71	3.42	8000 (3629)

Trailering capacity may be limited by tow vehicle ability to carry trailer tongue weight. Addition of trailer tongue weight cannot cause vehicle weights to exceed Rear Gross Axle Weight Rating (RGAWR) or Gross Vehicle Weight Rating (GVWR).

Maximum trailer ratings are calculated assuming standard equipped vehicle, driver and required trailering equipment. The weight of optional equipment, passengers and cargo will reduce the maximum trailer weight your vehicle can tow. 10 to 15% of the trailer weight is the recommended trailer tongue load.

GCWR For Engine/Rear Axle Ratio Combination - Automatic Transmission

ENGINE(GCWR) GROSS COMBINATION WEIGHT RATINGS LBS. (KG)				
(L83) 5.3L EcoTec3 V8 AFM DI VVT aluminum block	3.08	12000 (5443)	3.42	14000 (6350)

Included and only available with (NHT) Maximum Trailering Package or (Z71) Off-Road Package.

EMISSIONS - MUST BE SPECIFIED

FE9	FEDERAL EMISSIONS , Use for ordering vehicles that will be registered in all states except California, Connecticut, Delaware, Maine, Maryland, Massachusetts, New Jersey, New York, Oregon, Pennsylvania, Rhode Island, Vermont and Washington State.
YF5	CALIFORNIA EMISSIONS , Use for ordering vehicles that will be registered in California.
NE1	EMISSIONS , Use for ordering vehicles that will be registered in Connecticut, Delaware, Maine, Maryland, Massachusetts, New Jersey, New York, Oregon, Pennsylvania, Rhode Island, Vermont or Washington State.
NB8	EMISSIONS , Required when option code FE9 "FEDERAL EMISSIONS" is ordered for delivery to a dealer located in California, Connecticut, Delaware, Maryland, Massachusetts, Maryland, New Jersey, New York, Oregon, Pennsylvania, Rhode Island and Washington State for a purchaser who will be registering the vehicle outside California, Connecticut, Delaware, Maine, Maryland, Massachusetts, New Jersey, New York, Oregon, Pennsylvania, Rhode Island, Vermont and Washington State. Do not use for vehicles that will be registered in California, Connecticut, Delaware, Maine, Maryland, Massachusetts, New Jersey, New York, Oregon, Pennsylvania, Rhode Island, Vermont or Washington State.
NC7	EMISSIONS , Required when option code YF5 "CALIFORNIA EMISSIONS" or option code NE1 "CT/DE/ME/MD/MA/NJ/NY/OR/PA/RI/VT/WA EMISSIONS" is ordered for delivery to a dealer located in any state except California, Connecticut, Delaware, Maine, Maryland, Massachusetts, New Jersey, New York, Oregon, Pennsylvania, Rhode Island, Vermont and Washington State for a purchaser who will be registering the vehicle in one of these states or sold as permitted below under "EPA Policy on the Sale of California Emission Vehicles".
NB9	EMISSIONS , Required when option code YF5 is ordered for delivery to a dealer located in Connecticut, Delaware, Maine, Maryland, Massachusetts, New Jersey, New York, Oregon, Pennsylvania, Rhode Island, Vermont and Washington State. Required when option code NE1 is ordered for delivery to a dealer located in California.

OPTIONAL EQUIPMENT & FEATURES

INTERIOR

RWU	CARGO AREA ORGANIZER - Collapsible
VRS	CARGO SHADE - Not available on 3500HD Model
VKW	CONSOLE - Front console organizer, storage bin. Not available with (AZ3) Front 40/20/40 split bench seat. (Not available on 3500HD)
UTQ	CONTENT THEFT ALARM DISABLE - Disable
SOM	DOOR SILL PLATES - Illuminated
PCW	ENHANCED DRIVER ALERT PACKAGE - Includes (JF4) Power-adjustable pedals, (UEU) Forward Collision Alert, (TQ5) IntelliBeam headlamps, (UHY) Low Speed Forward Automatic Braking, (UHX) Lane Keep Assist with Lane Departure Warning and Safety Alert Seat. Not available with (H2G) Jet Black vinyl interior trim.
B30	FLOOR COVERING - Color-keyed carpeting includes (B58) color keyed floor mats
BG9	FLOOR COVERING - Rubber (Only available on 3500HD "LS" Model)
AAK	FLOOR LINER, ALL- WEATHER - 1st and 2nd rows, bright finish badge. Requires (B30) Color-keyed floor covering. Not available with (PDH) Interior Protection Package or (VAV) All-weather floor mats.
PDH	INTERIOR PROTECTION PACKAGE - Not available on Suburban 3500HD
VAV	MATS, FLOOR - All-weather. (Not available on 3500HD Model)
B58	MATS, FLOOR - Color-keyed carpeted first and second row, removable. Included and only available with (B30) color-keyed carpeting, floor covering.
VL1	MATS, REAR CARGO - All-weather. (Not available on 3500HD Model)
UEO	Onstar DELETE - Standard Bluetooth functionality remains. Requires a fleet or Government sales order type. (UEO) Not available on 3500HD Model.
JF4	PEDALS, POWER-ADJUSTABLE FOR ACCELERATOR AND BRAKE
BTV	REMOTE VEHICLE START
5T5	SEATS, CLOTH FRONT WITH VINYL REAR - 2nd and 3rd row seating in vinyl trim with black accents.
9U3	SEATS - Driver and passenger front individual seats in cloth trim Power driver and passenger bucket seats in base cloth trim. Derived from RPO (AZ3) 40-20-40 split bench seat with the 20% section removed which also removes the auxiliary power outlet, USB port and input jack for audio system. Does not include a floor console. All exposed floor area will remain untrimmed.
9S1	SEATS - Driver and passenger front, individual seats in vinyl trim Driver and passenger front individual seats in base vinyl trim. Derived from a RPO (AZ3) 40-20-40 split bench seat with the 20% section removed which also removes the auxiliary power outlet, USB port and input jack for audio system. Seats are manual, not power. Does not include a floor console. All exposed floor area will remain untrimmed. Rear seat will also be vinyl trimmed. Requires (AZ3) 40/20/40 split bench seat, trim code (H2G) Jet Black vinyl and (BG9) rubberized-vinyl floor covering.
A95	SEATS, FRONT BUCKET, WITH PREMIUM CLOTH - Driver and Passenger Front Bucket Cloth Seats, with integrated retail console. 10-way Power Driver and Passenger Seats. Includes (AYQ) Airbags ¹ , Frontal airbags for driver and front outboard passenger; Seat-mounted side-impact airbags for driver and front outboard passenger; Driver inboard seat-mounted side-impact airbag (requires bucket seats); Head-curtain airbags for all rows in outboard seating positions Not recommend for vehicles intended to be up-fitted with aftermarket equipment.

EXTERIOR

SFZ	BLACK BOWTIE EMBLEMS - Front and rear
R88	BLACK ILLUMINATED FRONT BOWTIE EMBLEM - Includes Black illuminated front bowtie and Black non-illuminated rear bowtie. Not available with (SFZ) Black bowtie emblems or (RN2) Gold illuminated front bowtie emblem.
VQZ	EXHAUST TIP - Polished
AKP	GLASS - Solar absorbing, non deep tint
RN2	GOLD ILLUMINATED FRONT BOWTIE EMBLEM - Includes Gold illuminated front bowtie and Gold non-illuminated rear bowtie. Not available with (SFZ) Black bowtie emblems, LPO or (R88) Black illuminated front bowtie emblem.
5HP	KEYS - 6 additional keys. NOTE: programming of keys is at customer's expense. Programming keys is not a warranty expense
NK3	LICENSE PLATE FRONT MOUNTING PACKAGE - Will be forced on orders with ship-to states that require a front license plate.
VQQ	LUGGAGE RACK CROSS RAILS - Black
B85	MOLDINGS - Bright bodyside. Not available with (B86) body-color bodyside moldings.
B86	MOLDINGS - Body-color bodyside. Not available with (B85) bright bodyside moldings or (TGK) Special Paint.
9V5	PAINT - Solid, Woodland Green. All normally body colored non-sheet metal parts will be flat Black. Front fascia, rear fascia, rear D-pillar appliqué and liftgate spoiler will be gloss Black. Door handles and mirrors will be grain Black. Deletes standard/package body-side moldings. Requires SEO (TGK) Special Paint and (01U) Special Paint.
9W3	PAINT - Solid, Wheatland Yellow All normally body colored non-sheet metal parts will be flat Black. Front fascia, rear fascia, rear D-pillar appliqué and liftgate spoiler will be gloss Black. Door handles and mirrors will be grain Black. Deletes standard/package body-side moldings. Requires SEO (TGK) Special Paint and (01U) Special Paint
TGK	PAINT SPECIAL, SOLID, ONE COLOR - Requires (01U) Special Paint with any SEO paint selection. Not available with (RWK) painted body-side moldings. May require extra lead time and will require 5 orders before sending to the plant.

¹ Always use seat belts and child restraints. Children are safer when properly secured in a rear seat in the appropriate child restraint. See the Owner's Manual for more information

5T4	PAINTED EXTERIOR COLORED BODY PARTS - Victory Red with special paint WA9260; Victory Red painted front and rear fascias, rear liftgate handle and rear license plate applique, body side moldings and door handles. Required with Victory Red special paint WA9260
VLG	REAR FASCIA CLOSEOUT - Available with (GAN) Silver Ice Metallic, (GAZ) Summit White, (GBA) Black or (GJI) Shadow Gray Metallic exterior colors. Not available with (S6N) Trailer hitch insert
V76	RECOVERY HOOKS BLACK - Front, frame-mounted. Standard with 4WD models. Available with 2WD models. Required when ordering SEO (5T4) Victory Red exterior body colored parts or included and only available with (Z71) Off-Road Package.
TRW	ROOF MOUNTED LAMP - Provision for roof mounted lamp
SDA	BLACK RECOVERY HOOKS - Not available on 4WD models. Not available with (VQY) Chrome recovery hooks LPO.
VGK	SPLASH GUARDS, MOLDED - Black. (Not available on 3500HD). Requires (BVE) Black assist steps.
RKX	TIRES - P265/65R18 All-season, Blackwall. Required when (NHT) Max Trailering Package is ordered.
RC4	TIRE SPARE - P265/70R17 All-season, Blackwall
4JQ	TIRE SPARE - P265/70R17 all terrain blackwall. Replaces the standard blackwall all season spare tire with all terrain tread spare matching road tires. Requires 4WD model and (RC3) P265/70R17 all-terrain blackwall tires.
PZX	WHEELS - 18" x 8.5" (45.7 cm x 21.6 cm) aluminum with high-polished finish. Required when (NHT) Max Trailering Package is ordered.
SFE	WHEEL LOCKS - Set of 4 (Not available on 3500HD)
SFJ	WINDOW SHADE - Reflective Window Shade

CHASSIS

5W7	AIR INTAKE SYSTEM Performance
K4B	BATTERY - Auxiliary, isolated, 730 CCA. Requires (RD6) 17" painted steel wheels or (PZX) 18" aluminum wheels with high-polished finish.
KNP	COOLING - Auxiliary transmission oil cooler. Included and only available with (K5L) HD Trailerling Package ⁷ on 1/2 ton
FHS	E85 FLEX¹ FUEL CAPABLE - Included and only available with Fleet or Government order types
K05	ENGINE BLOCK HEATER
R9Y	FLEET FREE MAINTENANCE CREDIT - This option code provides a credit in lieu of the free oil changes, tire rotations and inspections for one maintenance service during 1st year of ownership. The invoice will detail the applicable credit. The customer will be responsible for all oil change, tire rotations and inspections costs for this vehicle. Requires one of the following Fleet or Government order types: FBC, FBN, FCA, FCN, FLS, FNR, FRC or FGO. Not available with FDR order types.
NHT	MAX TRAILERING PACKAGE - Requires 4WD model and (PZX) 18" aluminum wheels. Includes (GU6) 3.42 rear axle ratio, (JL1) trailer brake controller and (Z85) Suspension Package. 4WD models also require (NQH) 2 speed active Transfer case, (RKX) P265/65R18 all-season blackwall tires.
GU6	REAR AXLE - 3.42 Ratio Included and only available with option (NHT) maximum trailering package
V76	RECOVERY HOOKS - Two front frame-mounted, black. Required on 4WD models and all models going to Alaska, Guam, Hawaii, Puerto Rico and Virgin Islands.
VPV	SHIP THRU - Produced in Arlington Assembly and shipped to Kerr Industries and onto Arlington Assembly (MSRP = \$130.00)
NZZ	SKID PLATE PACKAGE - Includes aluminum Skid Plate Package starting behind front bumper and running to first cross-member, protecting front underbody, oil pan, differential case and transfer case, frame-mounted shield. Requires 4WD models and a Fleet or Government sales order type.
9G3	SUSPENSION PACKAGE - Off-Road, includes (Z71) Off-Road suspension, (NQH) 2-speed active transfer case, (NZZ) Skid Plate Package, (RD6) 17" x 8" painted steel wheels and (RC3) P265/70R17 all-terrain, blackwall tires. Not available with (Not available on 3500HD Model)
NQH	TRANSFER CASE - Active 2-speed electronic autotrac with rotary controls includes neutral position for dinghy towing, requires 4WD models. Included with (NHT) Maximum Trailering Package
S6N	TRAILER HITCH - Insert

1. E85 is 85% ethanol and 15% gasoline.

FLEET CONNECTED SERVICES AND Onstar PLANS¹

POJ	ADDITIONAL 21 MONTHS OF FLEET SAFETY & SECURITY PLAN. Provides 21 months of Safety and Security Plan coverage in addition to the 3 months of standard coverage that is included in the price of the vehicle. Total Safety & Security Plan service duration is 24 months. Requires (UE1) OnStar. Requires one of the following: Fleet or Government order types: FLS, FNR, FRC, FBC, FGO or FEF. Not available with POK or POL. Not available with a ship-to of Puerto Rico or the Virgin Islands.
POK	ADDITIONAL 33 MONTHS OF FLEET REMOTE ACCESS PLAN. Provides 33 months of Remote Access Plan in addition to the 3 months of standard coverage that is included in the price of the vehicle. Total OnStar Remote Access Plan service duration is 36 months. Requires (UE1) OnStar. Requires one of the following: Fleet or Government order types: FLS, FNR, FRC, FBC, FGO or FEF. Not available with POM or P00. Not available with a ship-to of Puerto Rico or the Virgin Islands.
POL	ADDITIONAL 45 MONTHS OF FLEET SAFETY & SECURITY PLAN. Coverage provides 45 months of Safety and Security in addition to the 3 months of standard coverage that is included in the price of the vehicle. Total Fleet Safety & Security Plan service duration is 48 months. Requires (UE1) OnStar. Requires one of the following: Fleet or Government order types: FLS, FNR, FRC, FBC, FGO or FEF. Not available with POJ or POK. Not available with a ship-to of Puerto Rico or the Virgin Islands.
POM	ADDITIONAL 21 MONTHS OF FLEET REMOTE ACCESS PLAN. Provides 21 months of Remote Access Plan in addition to the 3 months of standard coverage that is included in the price of the vehicle. Total OnStar Remote Access Plan service duration is 24 months. Requires (UE1) OnStar. Requires one of the following: Fleet or Government order types: FLS, FNR, FRC, FBC, FGO or FEF. Not available with PON or P00. Not available with a ship-to of Puerto Rico or the Virgin Islands.
PON	ADDITIONAL 33 MONTHS OF FLEET REMOTE ACCESS PLAN. Provides 33 months of Remote Access Plan in addition to the 3 months of standard coverage that is included in the price of the vehicle. Total OnStar Remote Access Plan service duration is 36 months. Requires (UE1) OnStar. Requires one of the following: Fleet or Government order types: FLS, FNR, FRC, FBC, FGO or FEF. Not available with POM or P00. Not available with a ship-to of Puerto Rico or the Virgin Islands.
P00	ADDITIONAL 45 MONTHS OF FLEET REMOTE ACCESS PLAN. Provides 45 months of Remote Access Plan in addition to the 3 months of standard coverage that is included in the price of the vehicle. Total OnStar Remote Access Plan service duration is 48 months. Requires (UE1) OnStar. Requires one of the following: Fleet or Government order types: FLS, FNR, FRC, FBC, FGO or FEF. Not available with POM or PON. Not available with a ship-to of Puerto Rico or the Virgin Islands.



SIRIUS XM RADIO²

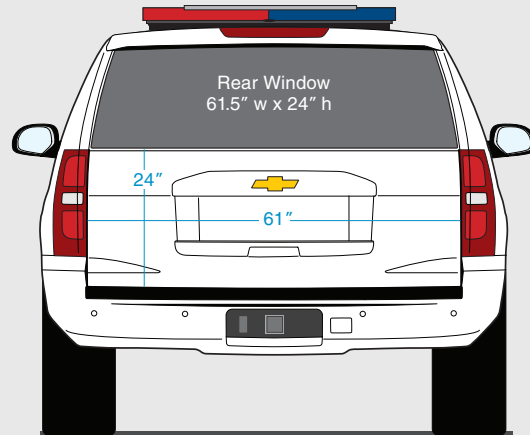
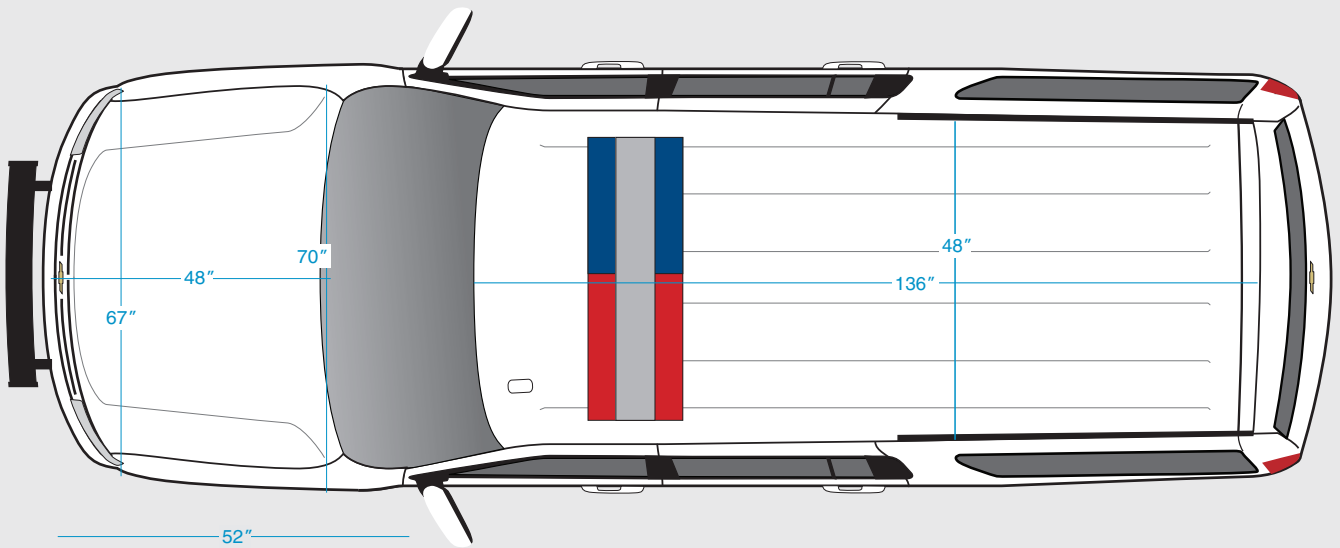
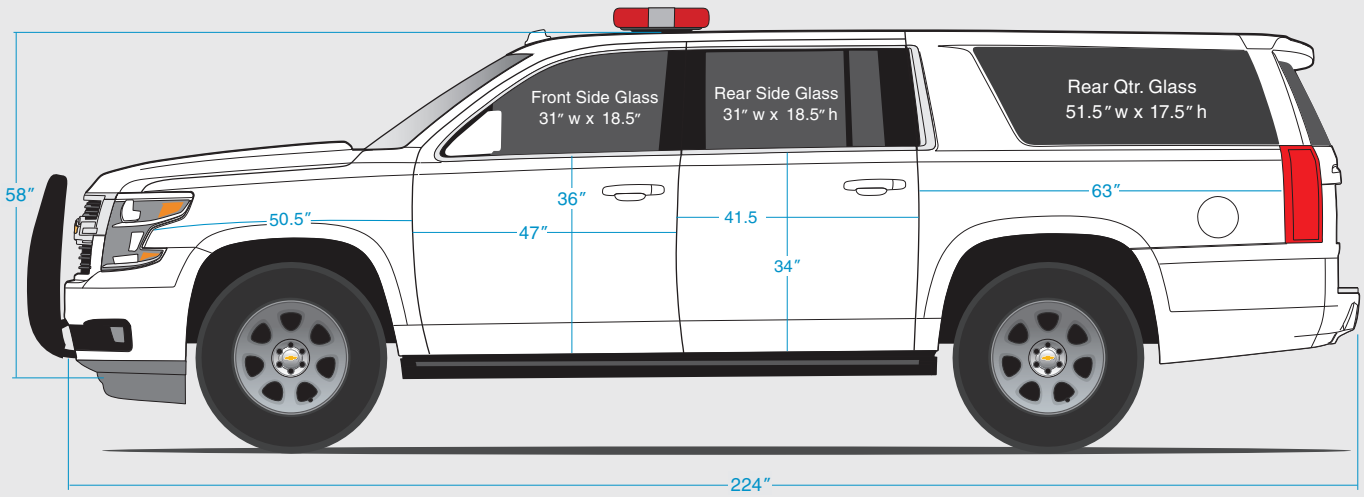
PR6	SIRIUSXM® RADIO ADDITIONAL 9 MONTHS OF THE SIRIUSXM® ALL ACCESS PACKAGE - Includes 150 channels of commercial-free music plus every major sport and the biggest names in entertainment, news and comedy in vehicle plus 9 months of listening on the SiriusXM® app or online in addition to the 3 months of All Access trial service that is included in the price of the vehicle. Total service duration is 12 months. Non-Transferrable. Non-Refundable. Requires (U2K) SiriusXM® Radio and a Fleet or Government order type. Not available with FDR order types, PR7 or PR8. Not available in AK, HI, PR and VI.
PR7	SIRIUSXM® RADIO ADDITIONAL 21 MONTHS OF THE SIRIUSXM® ALL ACCESS PACKAGE - Includes 150 channels of commercial-free music plus every major sport and the biggest names in entertainment, news and comedy in vehicle plus 21 months of listening on the SiriusXM® app or online in addition to the 3 months of All Access trial service that is included in the price of the vehicle. Total service duration is 24 months. Non-Transferrable. Non-Refundable. Requires (U2K) SiriusXM® Radio and a Fleet or Government order type. Not available with FDR order types, PR6 or PR8. Not available in AK, HI, PR and VI.
PR8	SIRIUSXM® RADIO ADDITIONAL 33 MONTHS OF THE SIRIUSXM® ALL ACCESS PACKAGE - Includes 150 channels of commercial-free music plus every major sport and the biggest names in entertainment, news and comedy in vehicle plus 33 months of listening on the SiriusXM® app or online in addition to the 3 months of All Access trial service that is included in the price of the vehicle. Total service duration is 36 months. Non-Transferrable. Non-Refundable. Requires (U2K) SiriusXM® Radio and a Fleet or Government order type. Not available with FDR order types, PR6 or PR7. Not available in AK, HI, PR and VI.

GM COMMERCIAL LINK

POG	GM COMMERCIAL LINK – 1 YEAR OF SERVICE. Includes 12 months of GM Commercial Link service. Provides access and reporting for key vehicle information such as speed, location and maintenance through website and mobile application. Eligible customers must sign up for an account at www.gmcommerciallink.com in order take advantage of this 12 month offer. The Commercial Link service is included in the price of the vehicle. Total service duration is 12 months. Non-Transferrable. Non-Refundable. Requires (UE1) OnStar. Requires one of the following: Fleet or Government order types: FLS, FNR, FRC, FBC, FGO or FEF. Not available with (POH) GM Commercial Link – 2 years of Service or (P0I) GM Commercial Link – 3 years of Service.
POH	GM COMMERCIAL LINK – 2 YEARS OF SERVICE. Includes 24 months of GM Commercial Link service. Provides access and reporting for key vehicle information such as speed, location and maintenance through website and mobile application. Eligible customers must sign up for an account at www.gmcommerciallink.com in order take advantage of this 24 month offer. The Commercial Link service is included in the price of the vehicle. Total service duration is 24 months. Non-Transferrable. Non-Refundable. Requires (UE1) OnStar. Requires one of the following: Fleet or Government order types: FLS, FNR, FRC, FBC, FGO or FEF. Not available with (POG) GM Commercial Link – 1 year of Service or (P0I) GM Commercial Link – 3 years of Service.
P0I	GM COMMERCIAL LINK – 3 YEARS OF SERVICE, includes 36 months of GM Commercial Link service. Provides access and reporting for key vehicle information such as speed, location and maintenance through website and mobile application. Eligible customers must sign up for an account at www.gmcommerciallink.com in order take advantage of this 36 month offer. The Commercial Link service is included in the price of the vehicle. Total service duration is 36 months. Non-Transferrable. Non-Refundable. Requires (UE1) OnStar. Requires one of the following: Fleet or Government order types: FLS, FNR, FRC, FBC, FGO or FEF. Not available with (POG) GM Commercial Link – 1 year of Service or (POH) GM Commercial Link – 2 years of Service.

1. Does not include emergency or security services. Visit www.gmfleet.com/technology/connected-vehicle.html for coverage map, details and system limitations
 2. If you decide to continue service after your trial, your selected subscription plan will automatically renew thereafter. You will be charged at then-current rates. Fees and taxes apply. To cancel you must call SiriusXM at 1-866-635-2349. See SiriusXM Customer Agreement for complete terms at siriusxm.com. All fees and programming subject to change. ©2018 Sirius XM Radio Inc. All rights reserved.

DIMENSIONS



Estimated material sizes to wrap:

- Hood – 72" x 52"
- Front Doors – 50" x 38"
- Rear Doors – 42" x 36"
- Roof – 140" x 55"
- Rear hatch – 63" x 26"

SPECIFICATIONS

Specifications shown are for Police and Special Service Vehicles only which differ from retail civilian models

GENERAL

Model	CC15906	CK15906
Drive	2WD	4x4
Projected top speed (3.08 axle)	112 mph	112 mph
Projected top speed (3.42 axle)	104 mph	112 mph
Seating capacity (front/center/rear)	3/3/3	3/3/3

NOTE: Adding non dealer accessories or making modifications to the vehicle can affect vehicle performance, aerodynamics, and overall top speed.

EXTERIOR (in./mm)

Wheelbase	130.0/3302	130.0/3302
Overall length	224.4/5700	224.4/5700
Body width (without mirrors)	80.5/2045	80.5/2045
Overall height*	74.4/1890	74.4/1890
Turning diameter, curb-to-curb, ft. (m)	43.0/13.1	43.0/13.1
Ground clearance*, front	7.91/201	7.91/201

*Published dimensions indicated are at Base Curb Weight.

FRONT COMPARTMENT (in./mm)

Head room	42.8/1087	42.8/1087
Shoulder room	64.8/1646	64.8/1646
Hip room	60.8/1544	60.8/1544
Leg room	45.3/1151	45.3/1151

CENTER COMPARTMENT (in./mm)

Head room	39.1/993	39.1/993
Shoulder room	65.1/1654	65.1/1654
Hip room	60.3/1532	60.3/1532
Leg room	39.7/1008	39.7/1008

REAR COMPARTMENT (in./mm)

Head room	38.5/978	38.5/978
Shoulder room	62.6/1590	62.6/1590
Hip room	49.3/1252	49.3/1252
Leg room	34.5/876	34.5/876

CARGO

Ground to top of rear load floor	34.13/867	34.13/867
Load floor length, to front seat, at floor	100.3/2548	100.3/2548
Load floor length, to center seat, at floor	63.6/1615	63.6/1615
Load floor length, to rear seat, at floor	31.6/803	31.6/803
Inside width, between wheelhousing	49.3/1252	49.3/1252
Cargo area height	34.92/887	34.92/887

NOTE: For additional dimensional data go to: www.gmupfitter.com

PASS. COMPARTMENT VOLUME INDEX (cu.ft./liters)

Cargo Volume ¹ , cu. ft. (liters)	121.7/3446.5	121.7/3446.5
Cargo Volume ¹ behind 2nd seat	76.7/2172.1	76.7/2172.1
Cargo Volume ¹ behind 3rd seat	39.3/1113.0	39.3/1113.0

EPA-ESTIMATED FUEL ECONOMY RATINGS (CITY/HIGHWAY/COMBINED)

5.3L engine	15/22/18	14/21/16
-------------	----------	----------

VEHICLE WEIGHT (lbs./kg.)

GVWR ² (Gross Vehicle Weight Rating)	7300/3311	7500/3402
FGAWR (Front Gross Axle Weight Rating)	3500/1588	3600/1633
RGAWR (Rear Gross Axle Weight Rating)	4200/1905	4200/1905
Payload ³	1690/767	1650/748
Base curb weight	5586/2534	5822/2641

NOTE: See owner's manual for loading information

ENGINE

Type	EcoTec3 V8
Displacement: liters/cu. in.	5.3/325
Horsepower/rpm	355 @ 5600
Torque lb.-ft./rpm	382 @ 4100
Induction system	Direct Injection
Compression ratio	11.0:1
Exhaust	Single
Minimum recommended fuel octane	87
Fuel capacity, approximate, gallon (liters)	31/117
Oil with filter (quarts/liters)	8.0/7.6
Cooling capacity (quarts/liters)	17.4/16.5

TRANSMISSION

Automatic electronic with overdrive	6-speed
Fluid pan removed and filter replaced (quarts/liters)	6.0/5.7

AXLE

Ratio	3.08
-------	------

BRAKES

ABS with vacuum-boost	Disc/Disc
Front-swept area (sq. in./sq. cm)	256.6/1655
Rear-swept area (sq. in./sq. cm)	248/1600
Total front and rear swept area (sq. in./sq. cm)	504.6/3255
Front rotor diameter (in./mm)	13.0/330
Rear rotor diameter (in./mm)	13.5/345
Front rotor thickness (in./mm)	1.2/30
Rear rotor thickness (in./mm)	.79/20

TIRES

Type	All Terrain Blackwall
Size	P265/70R17

WHEELS

Type	Steel
Size	17" x 8"

CHASSIS

Frame	Full perimeter steel
Front suspension	Coil over shock and stabilizer bar
Rear suspension	Multi-link, coil springs
Steering type	Rack and pinion
Steering ratio	17.75:1

BATTERIES

	PRIMARY	OPTIONAL AUXILIARY
Type	Maintenance free	Maintenance free
BCI group size	LN4	LN3
Volts	12	12
Amp hour rating	80	70
Cold cranking-amps @ 0°F (-18°C)	720	730

ALTERNATOR

Amps	77°F (25°C)	150
------	-------------	-----

- Cargo and load capacity limited by weight and distribution.
- Gross Vehicle Weight Rating (GVWR). When properly equipped, includes vehicle, passengers, cargo and equipment.
- These maximum payload ratings are intended for comparison purposes only. Before you buy a vehicle or use it to haul people or cargo, carefully review the vehicle loading section of the Owner's Manual and check the carrying capacity of your specific vehicle on the label on the inside of the driver's door jamb.

2019 SUBURBAN 3500HD MODELS AVAILABLE IN 'LS' AND 'LT'



Shown with aftermarket equipment



3500HD LT model shown with aftermarket equipment



STANDARD HIGHLIGHTS

- Exclusive Heavy Duty Suspension & Brakes Package with 11,000lb GVWR
- 8 Lug 17" Aluminum Wheels
- Engine V8, 6.0L, SFI & VVT
- 4WD with electronic 2 speed Autotrac
- 220 amp Alternator
- Auxiliary Isolated Battery
- Larger Side View Mirrors (black)
- Rear Vision Camera
- High Capacity Air Cleaner
- Rear Park Assist with audible warning
- Driver Seat Center Mounted Airbag
- 110v Power Outlet (3 prong) 1.36 amps
- MyLink 8" Display Radio
- Front Recovery Hooks (frame mounted)
- Skid Plate Package
- Teen Driver Mode

AVAILABLE FEATURES

- Forward Collision Alert
- Lane Departure Warning
- Hands Free Power Lifgate (LT only)
- Passive Entry (LT only)
- Push To Start Keyless Entry (LT only)
- Power Fold Flat Rear Seats (LT only)
- Rear Cross Traffic Alert (LT Only)
- Side Blind Zone Alert (LT only)
- Fog Lamps (LT only)
- MyLink Radio with Navigation (LT only)
- Universal Home Remote (LT only)
- Wireless Charging Capability (LT only)
- Leather Heated Front Seats (LT only)
- Heated Steering Wheel (LT only)
- Memory Power Pedals, Seating, Mirrors, Tilt & Telescope Steering Column (LT only)

For more information visit the order guide section at gmfleet.com

SPECIFICATIONS

Specifications shown are for Police and Special Service Vehicles only which differ from retail civilian models

GENERAL

Model	CK35906
Drive	4x4
Projected top speed	95 mph
Standard seating capacity (front/center/rear)	2/3/3
Optional seating capacity (front/center/rear)	2/2/3

Note: Adding non dealer accessories or making modifications to the vehicle can affect vehicle performance, aerodynamics, and overall top speed.

EXTERIOR (in./mm)

Wheelbase	130.0/3302
Overall length	224.4/5700
Body width (without mirrors)	80.5/2045
Overall height*	75.6/1920
Turning diameter, curb-to-curb, ft. (m)	43.0/13.1
Ground clearance* (front)	7.85/199

*Published dimensions indicated are at Base Curb Weight.

FRONT COMPARTMENT (in./mm)

Head room	42.8/1087
Shoulder room	64.8/1646
Hip room	60.8/1544
Leg room	45.3/1151

CENTER COMPARTMENT (in./mm)

Head room	39.1/993
Shoulder room	65.1/1654
Hip room	60.3/1532
Leg room	39.7/1008

REAR COMPARTMENT (in./mm)

Head room	38.5/978
Shoulder room	62.6/1590
Hip room	49.3/1252
Leg room	34.5/876

CARGO

Ground to top of rear load floor	35.43/900
Load floor length, to front seat, at floor	100.3/2548
Load floor length, to center seat, at floor	63.6/1615
Load floor length, to rear seat, at floor	31.6/803
Inside width, between wheelhousing	49.3/1252
Cargo area height	34.92/887

NOTE: For additional dimensional data go to: www.gmupfitter.com

PASSENGER COMPARTMENT VOLUME INDEX (cu.ft./liters)

Cargo Volume ¹ , cu. ft. (liters)	121.7/3446.5
Cargo Volume ¹ behind 2nd seat	76.7/2172.1
Cargo Volume ¹ behind 3rd seat	38.9/1101.6

VEHICLE WEIGHT (lbs./kg.)

GVWR Gross Vehicle Weight Rating ²	11000/4990
FGAWR Front Gross Axle Weight Rating	4900/2223
RGAWR Rear Gross Axle Weight Rating	6200/2812
Payload ³	4405/1998
Base curb weight	6585/2987
Maximum trailer towing	3000/1361

NOTE: See owner's manual for loading information

1. Cargo and load capacity limited by weight and distribution.

2. Gross Vehicle Weight Rating (GVWR). When properly equipped, includes vehicle, passengers, cargo and equipment.

3. These maximum payload ratings are intended for comparison purposes only. Before you buy a vehicle or use it to haul people or cargo, carefully review the vehicle loading section of the Owner's Manual and check the carrying capacity of your specific vehicle on the label on the inside of the driver's door jamb.

ENGINE

Type	Vortec V8
Displacement: liters/cu. in.	6.0L/366
Horsepower/rpm	360 @ 5400
Torque lb.-ft./rpm	380 @ 4200
Induction system	Normally Aspirated
Compression ratio	9.7:1
Exhaust	Single
Minimum recommended fuel octane	87
Fuel capacity, approximate, gallon (liters)	39/148

TRANSMISSION

Automatic	6-speed
-----------	---------

TRANSFER CASE

Active electronic autotrac	2-speed
----------------------------	---------

AXLE

Ratio	4.10
-------	------

BRAKES

ABS, 4Wheel antilock with DuraLife rotors	Disc/Disc
Brake apply system	Hydro boost
Front-swept area (sq. in./sq. cm)	277.72/1791.7
Rear-swept area (sq. in./sq. cm)	282.03/1819.57
Total front and rear swept area (sq. in./sq. cm)	559.75/3611.3
Front rotor diameter (in./mm)	13.98/355
Rear rotor diameter (in./mm)	14.17/360
Front rotor thickness (in./mm)	1.57/40
Rear rotor thickness (in./mm)	1.34/34

TIRES

Type	6-ply, All Terrain Blackwall
Size (includes full size spare tire)	LT265/70R17E

WHEELS

Type (steel spare wheel)	Aluminum
Size	17" X 8"

CHASSIS

Frame	Full perimeter steel
Front suspension	50mm Mono-tube shock absorbers 42mm stabilizer bar
Rear suspension	51mm twin-tube shock absorbers Leaf springs with solid axle
Steering	Hydraulic assist
Steering type	Recirculating ball

BATTERIES

	PRIMARY	AUXILIARY
Type	Maintenance free	Maintenance free
BCI group size	LN3	LN3
Volts	12	12
Amp hour rating	70	70
Cold cranking-amps @ 0°F (-18°C)	730	730

ALTERNATOR

Amps	77°F (25°C)	220
------	-------------	-----

WIRING

SUBURBAN 1FL AND 3500HD - WIRING PROVISIONS

The vehicle has standard and may have optional wiring provisions for connecting 12 volt battery power to customer installed equipment.

STANDARD FOR 1FL AND 3500HD

The standard upfitter provisions are terminated in the Instrument panel Electrical Center (ICEM) connector X7. The ICEM is located in the lower instrument panel to the left of the brake pedal assembly. The following circuits are terminated in ICEM connector X7.

Terminal 8 - Battery power, hot in ignition RUN/ACCESSORY

Terminal 11 - Battery power, hot in ignition RUN CRANK

Terminals 7 and 17 - Primary battery power. Maximum load for each circuit must not exceed 15 amps.

Terminal 10 - Ground

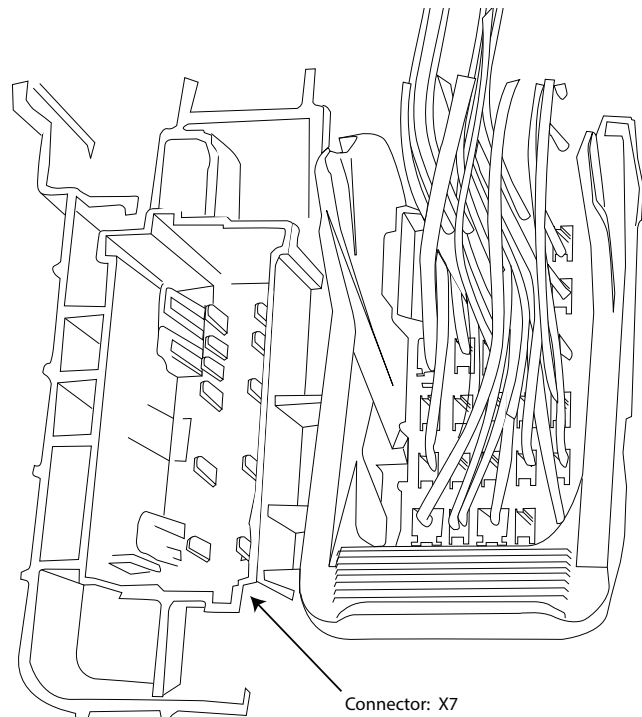
Terminal 19 - Vehicle Speed Signal (VSS) provides 4000 pulses per mile

The vehicle Electronic Brake Control Module (EBCM) VSS output circuitry does not include a logic pull-up resistance. If a pull-up resistance is not part of the customer equipment VSS input connection circuitry, a 5000 ohm resistor can be connected between the vehicle VSS circuit wire and vehicle battery power.

STANDARD FOR 3500HD, AVAILABLE FOR 1FL

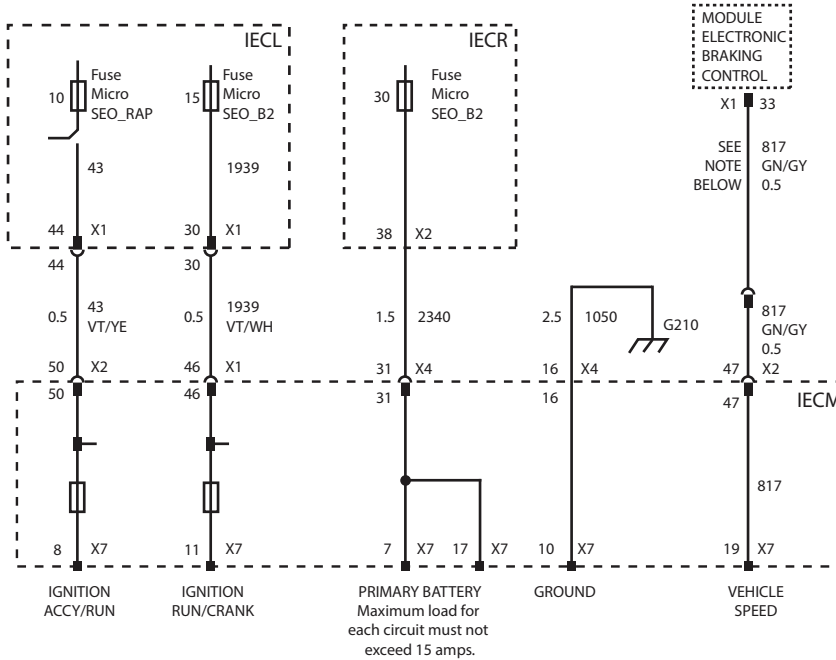
A 12 volt auxiliary battery when installed is located at the left front of the engine compartment. Customer connection to the auxiliary battery must be made at the fuse assembly located on the battery positive post. Connection to the circuits located in ICEM X7 must be made by a customer-provided jumper harness consisting of a connector and appropriately sized wires. The mating connector for ICEM cavity X7 is GM service part 19328970 (OEM 19324036). Refer to the wiring diagrams in this Specification for more information and to GM Upfitter Bulletin 115. A complete harness for connection to ICEM X7 is available from the GM police vehicle Second Stage Manufacturer, Kerr Industries (905 725 6561).

NOTE: Wiring connection or splice changes are to be removed before the vehicle is returned to civilian use.



WIRING

2018 SUBURBAN 1FL AND 3500HD WIRING PROVISIONS IGNITION POWER AND SIGNAL CIRCUITS



NOTES
IECL: INSTRUMENT PANEL ELECTRICAL CENTER LEFT
IECR: INSTRUMENT PANEL ELECTRICAL CENTER RIGHT
IECM: INSTRUMENT PANEL ELECTRICAL CENTER MID

The X7 connector for upfitting is not included in the IECM. A customer provided jumper harness for connection to IECM connector X7 is available from Kerr Industries (905 725 6561). See also GM UPFITTER Bulletins 110 & 115.

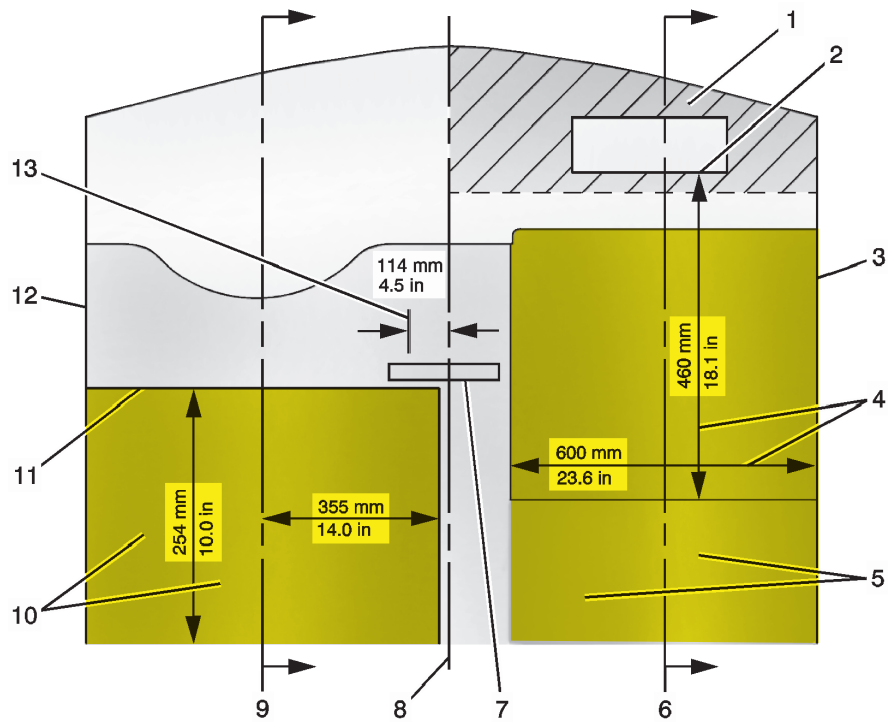
Note: The vehicle Electronic Brake Control Module Vehicle Speed Signal output circuitry does not include a logic pull-up resistance. If a pull-up resistance is not part of the customer equipment VSS input connection circuitry, a 5000 ohm resistor can be connected between the vehicle VSS circuit wire and vehicle battery power.

NOTE: Wiring connection or splice changes are to be removed before the vehicle is returned to civilian use.

NOTE: Wiring diagrams for these options are shown in the Police Package owner's manual supplement (shipped in glove box).

AIRBAGS

TOP VIEW OF INSTRUMENT PANEL AND APPROXIMATE DEPLOYMENT AREA OF THE AIRBAG ZONE

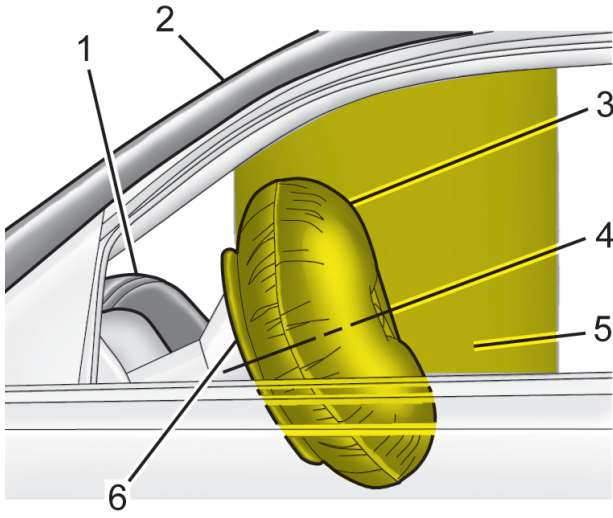


1. Passenger Side Instrument Panel Top Surface Zone
2. Frontal Outboard Passenger Airbag Module Trim Panel - Rear Edge
3. Passenger Side Door
4. Approximate Dimensions of Inflated Airbag
5. Frontal Outboard Passenger Airbag Deployment Zone
6. Passenger Centerline
7. Inside Rearview Mirror
8. Vehicle Centerline
9. Driver Centerline
10. Driver Frontal Airbag Deployment Zone
11. Front of Steering Wheel
12. Driver Side Door
13. Shift Selector Arc

Sitting too close to an airbag when it deploys can increase the risk of serious injury or death. Always properly wear your seat belt. See Owner's Manual for more information

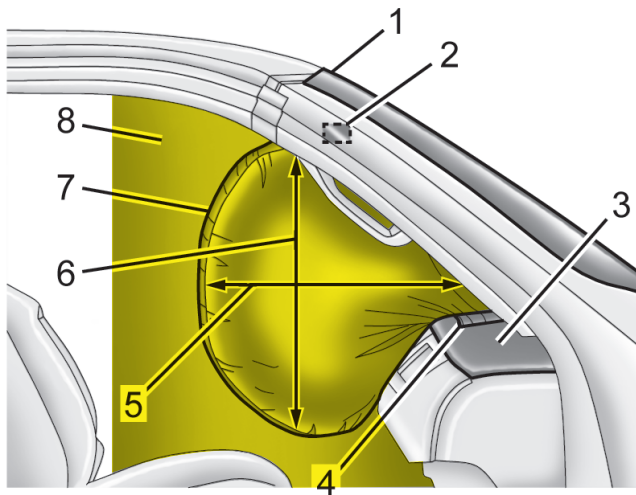
AIRBAGS

SIDE VIEW OF DRIVER FRONTAL AIRBAG DEPLOYMENT ZONE



1. Top of Instrument Panel
2. Top Edge of Windshield
3. Inflated Airbag - Steering Wheel
4. Centerline of Steering Column at Mid-Tilt
5. Driver Frontal Airbag Deployment Zone
6. Front of Steering Wheel

SIDE VIEW OF FRONTAL OUTBOARD PASSENGER AIRBAG DEPLOYMENT ZONE

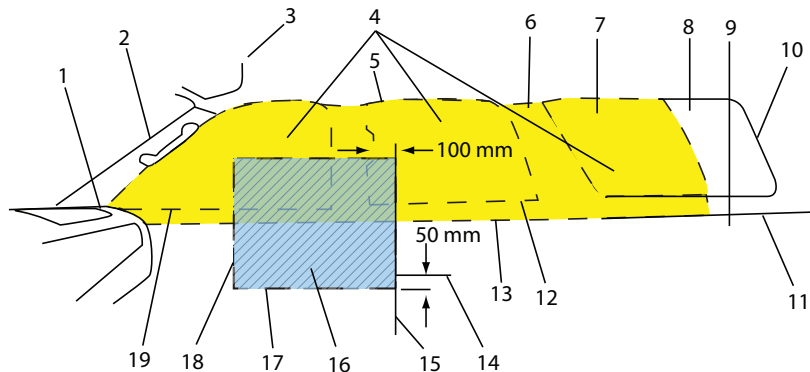


1. Top Edge of Windshield
2. Inside Rearview Mirror
3. Instrument Panel Top Surface Zone
4. Frontal Outboard Passenger Airbag Module Trim Panel - Rear Edge
5. Inflated Airbag - Horizontal Dimension, approximately 18.1 in (460 mm)
6. Inflated Airbag - Vertical Dimension (from Top of Occupant's Lap to Headliner)
7. Inflated Airbag - Instrument Panel
8. Frontal Outboard Passenger Airbag Deployment Zone

Sitting too close to an airbag when it deploys can increase the risk of serious injury or death. Always properly wear your seat belt. See Owner's Manual for more information

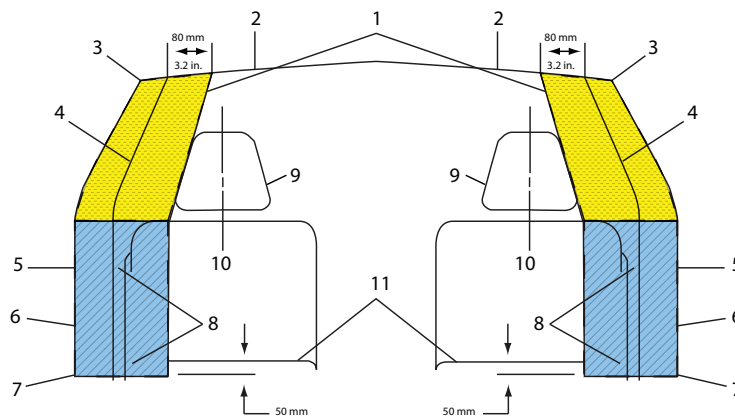
AIRBAGS

ROOF-RAIL MOUNTED HEAD-CURTAIN AIRBAG DEPLOYMENT ZONES - PASSENGER SIDE SHOWN, DRIVER SIDE SIMILAR



- | | |
|---|--|
| <ol style="list-style-type: none"> 1. Front of Deployment Zone at Bottom of Windshield Pillar Trim 2. A-Pillar Trim with Grab Handle (Passenger Side) 3. Sun Visor 4. Deployment Zone - Seat Rows 1 and 2 and Cargo Area 5. Top of Deployment Zone - Along Roof-rail at Edge of Headliner 6. C-Pillar Upper Trim 7. Rear Quarter Window 8. D-Pillar Upper Trim 9. Rear of Cargo Area Zone at Back Corner of Headliner 10. Rear of Vehicle at liftgate Opening 11. Bottom of Cargo Area Zone at Rear Side Trim Cupholders | <ol style="list-style-type: none"> 12. Top Edge of Rear Door Trim 13. Bottom of Deployment Zone at Top of Side Door Armrests 14. Top Surface of Front Seat Cushion (with Seal Fully lowered) 15. Seat-Mounted Side Impact Airbag Deployment Zone 3.9 in (100 mm) to Rearward of Back Edge of B-Pillar Trim Grab Handle) 16. Front Seat Deployment Zone (With Seat Fully Lowered) 17. Bottom of Seat-Mounted Side Impact Airbag Zone 2.0 in (50 mm) Below Top of Seat Cushion with Seat Fully lowered) 18. Rear of Front Door Trim Armrest Handle 19. Top Edge of Front Door Trim |
|---|--|

ROOF RAIL MOUNTED HEAD CURTAIN AIRBAG DRIVER AND OUTBOARD FRONT PASSENGER DEPLOYMENT ZONES - VIEW FROM REAR CARGO AREA

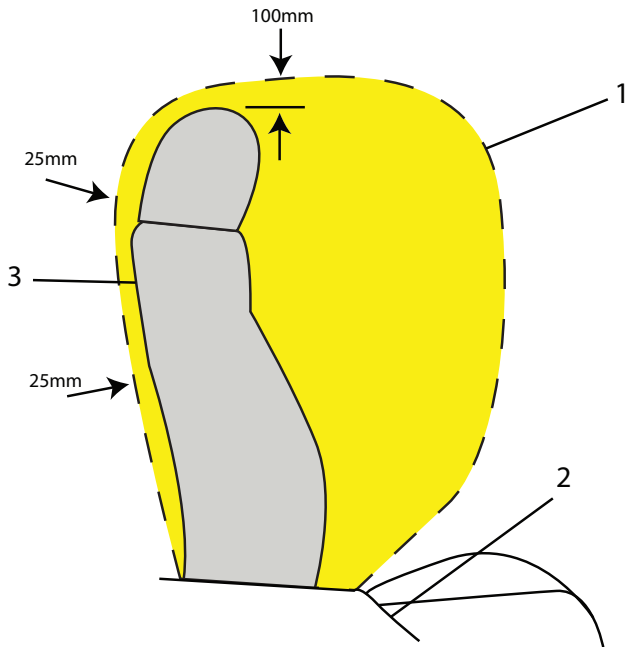


- | | |
|--|--|
| <ol style="list-style-type: none"> 1. Roof-Rail Mounted Head-Curtain Airbag Deployment Zone 2. Underside of Headliner 3. Edge of Headliner 4. Inner Center and Rear Pillar Trim 5. Inner Front and Rear Door 6. Side Door Upper Armrests and Rear Quarter Trim Armrests 7. Seat-Mounted Side Impact Airbag Deployment Zone 2.0 in (50 mm) Below Top Surface of Outboard Front Seat Cushion with Seat Fully Lowered. | <ol style="list-style-type: none"> 8. Front Seatback Side Deployment Zone 9. Front Seat Head Restraint 10. Seat Centerline 11. Top of Seat Cushion The driver and passenger seat-mounted side impact airbag deployment zones move up, down, fore, aft, as the seat is adjusted by the occupant. The deployment zones also move as the seatback is reclined and raised. |
|--|--|

Sitting too close to an airbag when it deploys can increase the risk of serious injury or death. Always properly wear your seat belt. See Owner's Manual for more information

AIRBAGS

OPTIONAL INBOARD DRIVER SEATBACK FRONT CENTER AIRBAG (RPO AYQ AND D07) INCLUDED WITH A95 BUCKET SEATS - VIEW FROM PASSENGER SIDE

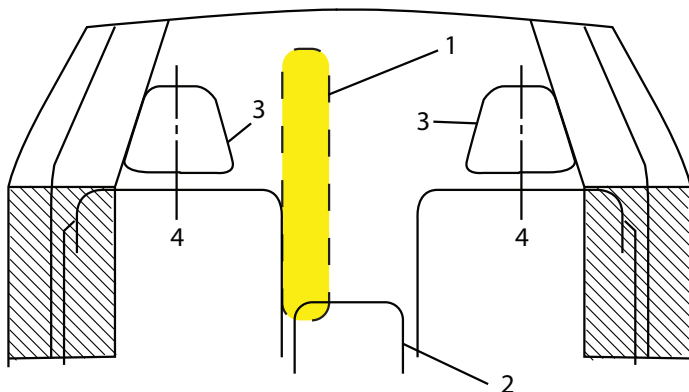


1. Inboard Driver Seatback Front Center Airbag
2. Front Center Console
3. Driver Seat and Head Restraint

The deployment zones for the Driver Inboard Seatback mounted front center airbag and passenger outboard seat mounted side impact airbags move up, down, fore, and aft as the seat is adjusted by the occupant.

The Inboard Driver Seatback Front center airbag (RPO AYQ) requires front bucket seats (RPO A95) and the front center console (RPO D07).
Do not remove the front center console to install customer equipment or install customer equipment between the front bucket seats. The equipment may interfere with the deployment of the Inboard Driver Seatback Front center airbag.

OPTIONAL INBOARD DRIVER SEATBACK FRONT CENTER AIRBAG DEPLOYMENT ZONE (RPO AYQ AND D07) - VIEW FROM REAR CARGO AREA



1. Driver Inboard Seatback Front Center Airbag (RPO AYQ)
2. Front Center Console (RPO D07)
3. Front Seat Head Restraint
4. Seat Centerline

Sitting too close to an airbag when it deploys can increase the risk of serious injury or death. Always properly wear your seat belt. See Owner's Manual for more information

AIRBAGS

Q: Can equipment such as radar devices, video cameras, and radio trees be mounted in a specialty vehicle equipped with a right front passenger frontal airbag?

A: Yes, but care must be taken to properly mount the equipment outside of the airbag "deployment zone."

Q: What is the airbag "deployment zone"?

A: The term "deployment zone" describes the space an airbag takes up when fully inflated. Airbags need room to work properly, and anything in the "deployment zone" - such as improperly mounted equipment - can greatly affect the performance of the airbag.

Q: How can I identify the airbag "deployment zone" in my vehicle?

A: See Airbag Deployment Diagrams for more information. The diagrams provide the approximate dimensions of the "deployment zones" for your specialty vehicle. Before doing any service work, including the installation of any equipment, consult the appropriate service manual.

Q: Is it possible to shield equipment so it does not interfere with airbag deployment?

A: While shielding may protect certain equipment from being damaged or dislodged, it may also negatively affect how an airbag inflates. Therefore, we cannot recommend the placement of any equipment in the deployment zone, even when shielding.

Q: Can the installation of push bumpers on the front end of the vehicle affect the deployment of the airbag?

A: It is not likely that installing push bumpers will affect sensing for the airbag as long as the vehicle structure itself is not modified. GM is not aware of any adverse defects from the many push bumpers that have been installed on current model GM police vehicles with airbags.

See "Adding Equipment to the Airbag-Equipped Vehicle" in the owner manual for more information.

Customer-Installed Equipment

Before installing equipment, read the following.

Airbags inflate with great force, faster than the blink of an eye. No objects, such as shotguns, should be placed over or near the airbag covers. Equipment mounted too close to an inflating airbag could prevent the airbag from operating properly to protect the occupants or could be forced into an occupant or break and become a dangerous projectile, causing severe injury or even death. To help prevent injury and to allow the airbag to perform as it was designed, do not mount equipment inside the airbag deployment zones.

Do not install equipment in the inflation path of any airbag. The equipment may interfere with the deployment of the airbag, may damage the airbag, or otherwise be damaged or forced into an occupant, all of which may cause severe injury or even death.

Do not attach anything to the steering wheel hub or mount any equipment within the deployment zone for the driver airbag.

Do not mount equipment on the passenger side of the instrument panel top pad deployment zone. Equipment should not be mounted on or around the passenger airbag opening because of a deploying airbag. To allow the airbag to perform as it was designed, do not mount equipment inside the airbag deployment zone.

Do not use seat accessories that block the inflation path of the driver or passenger seat-mounted side impact airbag or install equipment in the seat-mounted side impact airbag deployment zones.

Do not mount a security barrier such that the ends of the barrier or brackets are within the roof-rail airbag deployment zones.

Avoid installing wiring for roof-rail emergency lighting or radio antennas that may restrict the proper deployment of the roof-rail airbags.

Do not use seat accessories, console accessories, or other accessories that block the inflation path of the driver seat front center airbag (if equipped). Do not remove the front center console to install a police package center console, or otherwise install equipment or mount equipment between or just behind the front bucket seats on vehicles equipped with the driver seat front center airbag.

GM approved service procedures must be followed to remove and reinstall the instrument panel to the pad to ensure proper airbag deployment.

The police vehicle has a rollover sensor mounted on the centerline of the vehicle between the driver and front outboard passenger positions. If the vehicle has individual front seats, the rollover sensor will be exposed. Do not mount equipment within 25 mm (1 in) of the rollover sensor. This may affect the performance of multiple restraint system.

ELECTRONIC STABILITY CONTROL SYSTEMS (STABILITRAK)

StabiliTrak systems help drivers maintain control of their vehicles, especially during emergency lane changes or avoidance maneuvers. StabiliTrak uses various sensors, such as steering wheel angle, wheel speed, yaw velocity, etc., to detect any difference between the path requested by the steering wheel position and vehicle's actual path. When appropriate, the system selectively controls brakes, engine power, and even suspension settings to enhance control of the vehicle's direction and help keep it on course.

Independent studies conducted by the National Highway Traffic Safety Administration, the Insurance Institute for Highway Safety, and others have found StabiliTrak to be highly reactive in reducing vehicle crashes. General Motors offers StabiliTrak systems on many of its passenger car and light truck models.

See your owner's manual for additional information about the operation of StabiliTrak.

Q. How do I use StabiliTrak?

A. StabiliTrak operates independently of the driver.

You should continue to drive your StabiliTrak equipped vehicle with caution and care. GM's StabiliTrak system, StabiliTrak is designed to be as seamless as possible in operation, and part of the overall vehicle response to make a good vehicle better

Q. How does StabiliTrak work?

A. StabiliTrak has the ability to apply control forces to the vehicle independent of the driver. StabiliTrak uses sensors to continuously compare the path indicated by the steering wheel position to the vehicle's actual path. If a discrepancy is detected, StabiliTrak selectively controls vehicle brakes and engine torque to create a yaw moment that helps restore the vehicle's actual path to the path indicated by the steering wheel position. StabiliTrak has the ability to help correct both understeer (where the vehicle is not turning as much as the steering wheel position indicates) and oversteer (where the vehicle is turning more than the steering wheel position indicates).

Q. Will a tire change affect StabiliTrak?

A. Use of tires other than original equipment may affect StabiliTrak performance. StabiliTrak is designed to make the best use of available traction. The performance characteristics of the original equipment tires are part of the overall system effectiveness. When you replace tires check the recommendations in your owner's manual. On GM vehicles, the original equipment tires have a "TPC" (Tire Performance Criteria) code on the sidewall. Replacing the tires with the same "TPC" code will help assure proper StabiliTrak performance.

DRIVER OPERATED TRACTION CONTROL BUTTON

An advanced computer controlled stability enhancement system assists the driver with directional control of the vehicle in difficult driving conditions. Each time the vehicle is started, the StabiliTrak system is fully on. StabiliTrak can be controlled by a Traction Control Button. The condition system is displayed by a StabiliTrak indicator light and Driver Information

Center (DIC) Message. Push once to disable Traction Control. Push and hold to disable both Traction Control and StabiliTrak. In this condition, StabiliTrak will automatically turn ON when the vehicle speed exceeds 35 mph (56km/hr) while the Traction Control remains OFF. Push again to enable Traction Control and StabiliTrak.

MAINTENANCE / LIMITED WARRANTY

INCLUDED MAINTENANCE	One visit within first year of vehicle delivery ¹
BUMPER-TO-BUMPER LIMITED WARRANTY	3 years,/36,000 miles ² . Bumper-to-Bumper Limited Warranty with no deductible
TRANSFERABLE POWERTRAIN LIMITED WARRANTY	Qualified Fleet Customers: 5 years/100,000 miles ³
TIRES ⁴	3 years/36,000 miles ² ; coverage prorated after first 12,000 miles
ROADSIDE ASSISTANCE AND COURTESY TRANSPORTATION ⁵	Qualified Fleet Customers: 5 years/100,000 miles ³
RUST-THROUGH	6 years/100,000 miles ²
CORROSION	3 years/36,000 miles ²
WHEEL ALIGNMENT AND BALANCE	Up to 7,500 miles ⁶

1. Includes first required maintenance visit as stated in vehicle maintenance schedule. Maintenance visit consists of oil change, tire rotation and Multi-Point Vehicle Inspection. Does not include air filters. See participating dealer for other restrictions and complete details. Excludes vehicles ordered with fleet delete option RY9.
2. Whichever comes first. See dealer for limited warranty details.
3. Whichever comes first. A Qualified Fleet User is defined as a company that has purchased and registered or leased five (5) or more new cars/or trucks solely for use in its operation during the current or preceding calendar year, model year, preceding twelve (12) month period, or that owns or leases fifteen (15) or more cars and trucks. Excludes rental customers. See dealer for details.
4. Tires also covered under the Bumper-to-Bumper Warranty but are prorated based upon mileage. See dealer for warranty details.
5. If the vehicle has a warrantable failure, see your Owner's Manual for full details on the Courtesy Transportation program.
6. Customer maintenance item after 7,500 miles.



GM reserves the right to make changes at any time, without notice, in prices, colors, materials, equipment, specifications, models, and availability. Specifications, dimensions, measurements, ratings, and other numbers in this catalog and other printed materials provided at the dealership or affixed to vehicles are approximates based upon design and engineering drawings and prototypes and laboratory tests. Your vehicle may differ due to variations in manufacture and equipment. Since some information may have been updated since the time of printing, please check with your GM dealer for complete details. Some of the equipment shown or described throughout this publication may be available at extra cost, and/or is supplied by an independent supplier.

Copyright 2018 General Motors. All rights reserved. All text, images, graphics, and other materials in this publication are subject to the copyright and other intellectual property rights of General Motors. These materials may not be reproduced, distributed, or modified without the express written permission of General Motors. The marks appearing in this publication including, but not limited to: GM and the GM logo; Chevrolet and their respective logos, emblems, slogans, and vehicle model names and body designs; and other marks such as GM Fleet and Commercial are trademarks and/or service marks of General Motors, its subsidiaries, affiliates, or licensors.

For more detailed information, contact your District Sales Manager or see the online order guide at gmfleet.com/police.

GENERAL MOTORS FLEET

