



2020

TRAVERSE MUNICIPAL 1FL & 2FL



1FL Model shown

GENERAL MOTORS FLEET





About This Publication

This catalog is not updated during the model year and should not be used for ordering purposes. It is intended as a source of basic information. All illustrations and specifications in this literature are based on the latest product information available at the time of publication. General Motors reserves the right to make changes at any time without notice. For further details, consult your local dealer.

Care must be taken during customer installation of equipment and wiring to ensure that all holes drilled in the body are corrosion protected, properly sealed and that vehicle wiring harnesses, piping or other components have not been displaced or damaged. Wiring connection or splice changes are to be removed before the vehicle is returned to civilian use. Aftermarket equipment installers must be mindful of applicable Federal Motor Vehicle Safety Standards. This information can be obtained directly from the National Highway Traffic Safety Administration.

Adding non-dealer accessories or making modifications to the vehicle can affect vehicle performance, aerodynamics, and overall top speed.

These vehicles are equipped with an airbag system. The airbag system in your police vehicle includes frontal driver and front outboard passenger airbags, front seat back side impact airbags, roof rail mounted head-curtain airbags. Customer installed equipment such as security barriers behind the front seats should not be mounted so that the barrier ends are within the side airbag deployment zones. The sensors and other components for the airbag system must not be relocated to accommodate the installation of customer furnished equipment; please refer to the service manual for sensor and other component locations. For information concerning instrument panel top pad mounted equipment and airbag system deployment zones, see the airbag information section in this catalog and the vehicle owners manual.

A note about vehicle alterations by independent suppliers: This catalog shows pictures of vehicles that have been altered or upfitted with equipment or components supplied to Chevrolet or its dealers by independent suppliers. Chevrolet is not responsible for the safety or quality of design features, materials or workmanship of any alterations by a supplier.

INDEX

- **UPDATES FOR 2020 TRAVERSE 1FL AND 2FL**
- **STANDARD FEATURES**
- **POWERTRAIN & EMISSIONS**
- **COLORS & INTERIOR TRIM**
- **OPTIONAL EQUIPMENT**
- **GENERAL MOTORS FLEET OnStar®, SIRIUS XM RADIO AND GM COMMERCIAL LINK PLANS**
- **SPECIFICATIONS**
- **ILLUSTRATION HIGHLIGHTS**
- **AIRBAG DIMENSIONS**
- **AIRBAGS FAQ**
- **STABILITRAK**
- **MAINTENANCE AND WARRANTY**

INTERIOR FEATURES



1FL seat configuration



Standard digital speedometer shown



Standard 7 inch diagonal color touchscreen with Bluetooth

SEATING FEATURES



Fold-flat 2nd and 3rd row seating (2FL shown)



Shown with optional all-weather floor liner package and removable protective 2nd row seat covers



Standard 2nd row captain seats on 2FL

UPDATES FOR 2020

NEW FEATURES

- (BGP) Driver Confidence II Package is now standard
- (IOR) Chevrolet Infotainment 3 system with 7" diagonal color touchscreen
- (PZ8) Hitch Guidance with Hitch View (Requires V92 Trailering Package only available on 2FL Model)

DISCONTINUED

- (G2X) Exterior color, Havana Brown Metallic
- (GGA) Exterior color, Black Currant Metallic
- (GMU) Exterior color, Pepperdust Metallic
- (IOA) Chevrolet Infotainment System with 7" diagonal color touch-screen
- (WMI) Upper and lower active aero shutters

2020 TRAVERSE 1FL AND 2FL

NOTE: This vehicle is not designed nor intended for use in high speed emergency vehicle operations.

1FL Models: 1NB56 (FWD) and 1NV56 (AWD)

2FL Models: 1NC56 (FWD) and 1NW56 (AWD)

When ordering Model **2FL** the following standard equipment is included: 7-Passenger Seating (2-2-3), Lane Change Alert with Side Blind Zone Alert⁵, 120-volt Power Outlet located on the rear of center console. Rear Cross Traffic Alert⁵, Power windows with driver Express Up/Down and front passenger Express-Down, Leather-Wrapped Steering Wheel, SiriusXM Radio (with 3-month All Access Trial), Fog Lamps, Outside Heated Power-adjustable manual-folding Body-color Mirrors with Turn Signal Indicators.

Optional 2FL Equipment: 8-Passenger Seating **ABC** (2-3-3 seating configuration), Trailing Package **V92** with Heavy-Duty Cooling System and Trailer Hitch, Roof Rails-black **V64** and Roof Rack Cross Rails **VLL**

STANDARD TRAVERSE 1FL AND 2FL INTERIOR FEATURES

AIR CONDITIONING	Tri-zone automatic climate control, with individual climate settings for driver, right front passenger and rear seat occupants
AUDIO SYSTEM¹	Chevrolet Infotainment 3 system, 7" diagonal color touchscreen, AM/FM stereo. Additional features for compatible phones include: Bluetooth audio streaming for 2 active devices, voice command pass-through to phone, Apple CarPlay and Android Auto capable
BLUETOOTH® FOR PHONE²	Personal cell phone connectivity to vehicle audio system with steering wheel controls
4G LTE WI-FI HOTSPOT³	Available 4G LTE Wi-Fi® hotspot can connect up to 7 devices; includes 4G LTE data trial for 1 month or 3GB (whichever comes first). Available Wi-Fi requires compatible mobile device, active OnStar service and data plan. Data plans provided by AT&T. Visit www.gmfleet.com/technology/connected-vehicle.html for details and system limitations
CARGO STORAGE	Tray under rear floor
COMPASS	Digital display. Located in Driver Information Center
CRUISE CONTROL	Electronic with set and resume speed
DRIVER CONFIDENCE II PACKAGE⁵	Includes Automatic Emergency Braking, Forward Collision Alert, Lane Keep Assist with Lane Departure Warning, Following Distance Indicator, Front Pedestrian Braking and IntelliBeam headlamps
DRIVER INFORMATION CENTER	3.5" diagonal driver instrument information, monochromatic. Displays: Speedometer in digital and analog, Trip odometer, Digital compass display, Fuel range, Remaining oil life, Fuel economy, For more information see your Owners Manual
FLEET CONNECTED ACCESS	Fleet Connected Access with 10 years of standard connectivity which enables services such as, Vehicle Diagnostics, Dealer Maintenance Notification, Chevrolet Smart Driver, Marketplace and more. Limitations apply. Not transferable. Standard connectivity available to original purchaser for ten years from the date of initial vehicle purchase. See www.gmfleet.com/technology/connected-vehicle.html for details and limitations. Connected Access does not include emergency or security services. Availability and additional services enabled by Connected Access are subject to change.
FLOOR COVERING	Color- keyed carpeting with color- keyed floor mats all rows
LIGHTING	Interior with theater dimming, cargo compartment, reading lights for front seats, second row reading lamps integrated into dome light, door-and tailgate-activated switches and illuminated entry and exit feature
MIRROR	Inside rearview manual day/night
OnStar®⁴	Fleet orders receive a 3-month trial of Fleet connected services and 3 months of Fleet Safety & Security plan coverage. Connected services include navigation services, Remote Access Plan and 1 month or 3GB of 4G LTE data (whichever comes first) from vehicle delivery date. Data plans offered by AT&T. Certain services require working electrical system, cell service and GPS signal. OnStar links to emergency services. See www.gmfleet.com/technology/connected-vehicle.html for details and limitations
POWER OUTLETS	120-volt power outlet located on rear of center console (On 2FL Model only)
PUSH TO START	Button located on Instrument panel (see illustration on STANDARD EQUIPMENT page for description)
REAR VISION CAMERA⁵	While in Reverse, allows driver to view objects directly behind the vehicle via the screen in the center stack, includes dynamic guidelines (see illustration section for description)
REAR PARK ASSIST⁵	Sensors for audible warning on rear bumper to assist with parking and avoiding objects while in reverse. (see illustration section for description)
RESTRAINT SYSTEM	Seat belts with pretensioners for driver and front outboard passenger and seat belts for all other designated seating positions. Airbags ⁶ : Dual stage ⁵ frontal airbags for driver and front outboard passenger with front outboard Passenger Sensing System. Driver and front outboard passenger knee bolsters. Seat-mounted side-impact airbags for driver and front outboard passenger. Driver inboard seat-mounted side impact airbag. Head Curtain airbags for driver, front outboard passenger and all outboard seating positions of second and third row seats
SEATS, FRONT	Buckets with driver 8-way power adjuster and power driver lumbar. Includes center console with 2 cup holders, covered storage bin with storage and removable tray.
SEAT, 2ND ROW	Split 60/40 bench, manual folding. Includes, Rear seat reminder and heater ducts. Bucket Seats Are Standard on 2FL
SEAT, 3RD ROW	Split 60/40 bench, manual folding
SENSOR	Humidity and windshield temperature

1. Functionality varies by model. Full functionality requires compatible Bluetooth and smartphone. Some devices require USB connectivity
2. Go to my.chevrolet.com/learn to find out which Bluetooth phones are compatible with the vehicle
3. Service varies with conditions and location. Requires active service plan and paid AT&T data plan. See onstar.com for details and limitations
4. Services subject to user terms and limitations. Certain services require working electrical system, cell reception and GPS signal. OnStar links to emergency services. Data plans offered by AT&T. See gmfleet.com/connected services for details. Availability subject to change
5. Read the vehicle Owner's Manual for more important feature limitations and information.
6. Always use seat belts and child restraints. Children are safer when properly secured in a rear seat in the appropriate child restraint. See the Owner's Manual for more information.

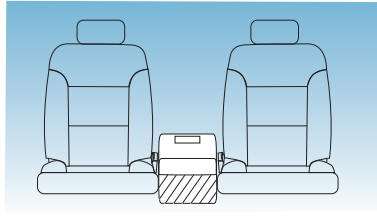
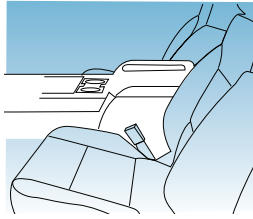
2020 TRAVERSE 1FL AND 2FL

SIRIUS XM RADIO	Enjoy an All Access trial subscription with over 150 channels including commercial-free music, plus sports, news and entertainment. Plus listening on the SiriusXM app, online and at home on compatible connected devices is included, so you'll hear the best SiriusXM has to offer, anywhere life takes you. Welcome to the world of SiriusXM. IMPORTANT: The SiriusXM radio trial package is not provided on vehicles that are ordered for Fleet Daily Rental ("FDR") use. If you decide to continue service after your trial, the subscription plan you choose will automatically renew thereafter and you will be charged according to your chosen payment method at then-current rates. Fees and taxes apply. See the SiriusXM Customer Agreement at www.siriusxm.com for complete terms and how to cancel. All fees, content, features, and availability are subject to change. Not available on 1FL Model standard on 2FL Model
STEERING COLUMN	Tilt
STEERING WHEEL CONTROLS	Mounted controls for audio, phone and cruise
TEEN DRIVER	Configurable feature that lets you activate customizable vehicle settings associated with a key fob, to encourage safe driving behavior. It can limit certain vehicle features, and it prevents certain safety systems from being turned off. An in-vehicle report card gives you information on driving habits and helps you to continue to coach your new driver
THEFT DETERRENT SYSTEM	Vehicle Immobilizer (prevents vehicle start without correct key or remote) and Content Theft System (unauthorized entry, or entry without use of keyless remote fob, sounds horn and lamps flash). See your Owner's Manual for System operation information
TOOL KIT	Road emergency
TRANSMISSION SHIFT LEVER	Floor mounted in console
USB PORTS	2 located in front on center console, 2 located on rear of center console for 2nd seat access and 2 located in cargo area (1 on each side)
VISORS	Driver and front passenger illuminated vanity mirrors
WINDOWS	Power with driver and front passenger express up-down
STANDARD TRAVERSE 1FL AND 2FL EXTERIOR FEATURES	
BODYSIDE MOLDINGS	Black
CAPLESS FUEL FILL	The vehicle has a capless refueling system and does not have a fuel cap. The filling nozzle must be fully inserted and latched prior to starting fuel flow. NOTE: Overfilling the fuel tank by more than three clicks of a standard fill nozzle may cause vehicle performance issues, including engine stalling and damage to the fuel system, fuel spills, potential fuel fires
DAYTIME RUNNING LAMPS	LED, can be turned off manually at each ignition cycle
DOOR LOCKS	Power programmable with lockout protection
DOOR HANDLES	Body-color
DEFOGGER	Rear window
GLASS	Deep tinted
HEADLAMPS	Automatic on/off with high intensity discharge. General Motors is not responsible for the effects of any modifications
MIRRORS	Heated power-adjustable, black, manual folding
REAR LIFTGATE	Manual
REMOTE KEYLESS ENTRY	Keyless open and start. Includes panic alarm button. See illustration in STANDARD section
TAILLAMPS	LED
TIRES	P255/65R18 all-season blackwall
TIRE PRESSURE MONITOR	Message displays when the pressure in one or more of the vehicle's tires is low. Does not monitor spare tire
TIRE, SPARE	Compact T135/70R18 blackwall
WHEELS	18" Bright Silver painted aluminum
WINDSHIELD WIPERS	Intermittent with washers
WIPER REAR	Intermittent with washer
STANDARD TRAVERSE 1FL AND 2FL MECHANICAL FEATURES FOR FWD AND AWD MODELS	
ALTERNATOR	170 amps
AXLE	3.49 Ratio
BATTERY	600 CCA
BRAKE, PARK	Electronic push button
BRAKES	Four-wheel-disc, variable brake system with power assist; Duralife brake rotors and low-drag brake calipers
BODY	Unitized
ENGINE	3.6L V6 with SIDI VVT; 310 hp and 266 lb-ft.torque. Includes Stop-Start Engine Control System which automatically shuts down the engine in appropriate conditions; engine restarts instantly when driver is ready to move away
FUEL TANK CAPACITY	19.4 gallons (FWD) 21.7 gallons (AWD)
STEERING	Electric variable-effort power steering with Active Return Assist
STABILITRAK	Stability control system with Traction Control. For description see Stability Control and Traction Control section
SUSPENSION, FRONT	MacPherson strut independent with hydraulic control arm ride bushing and hollow stabilizer bar
SUSPENSION, REAR	Five-link independent with auxiliary spring aids and hollow stabilizer bar
TRACTION MODE SELECT	See STANDARD EQUIPMENT section for description and operation
TRANSMISSION	9-speed automatic
WARRANTY	See warranty and maintenance section

TRAVERSE 1FL MODEL

FRONT SEATS AND INTERIOR TRIM

STANDARD AR9 Premium cloth bucket seats with driver 8-way power adjuster and power driver lumbar. Includes center console with 2 cup holders, covered storage bin with storage and removable tray.

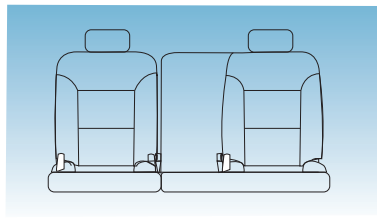
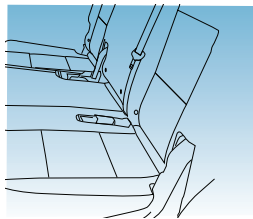


Seat Code	Seat Trim	Color	Color Code
AR9	Premium Cloth	Jet Black	HIT



2ND ROW SEAT AND INTERIOR TRIM

STANDARD Premium cloth Split 60/40 bench, manual folding. Includes, Rear seat reminder and heater ducts.

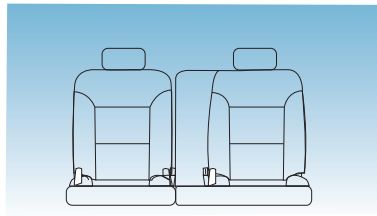
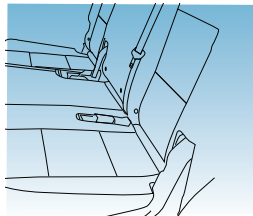


Seat Code	Seat Trim	Color	Color Code
-	Premium Cloth	Jet Black	HIT


- Second row seats are adjustable (fore and aft) with manual track bar under seat for desired leg or cargo room

3RD ROW SEAT AND INTERIOR TRIM

STANDARD Premium cloth Split 60/40 bench, manual folding.



Seat Code	Seat Trim	Color	Color Code
-	Premium Cloth	Jet Black	HIT



AVAILABLE 1FL EXTERIOR COLORS Actual colors may vary



Silver Ice
Metallic



Satin
Steel
Metallic



Summit
White



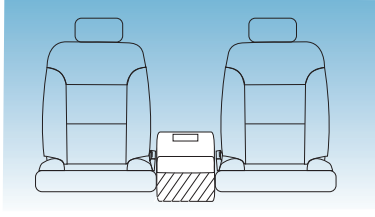
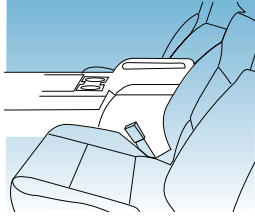
Mosaic
Black
Metallic

Note: Special paint and two tone paint schemes are not available through General Motors.

TRAVERSE 2FL MODEL

FRONT SEATS AND INTERIOR TRIM

STANDARD AR9 Premium cloth bucket seats with driver 8-way power adjuster and power driver lumbar. Includes center console with 2 cup holders, covered storage bin with storage and removable tray.

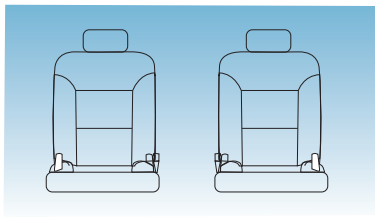
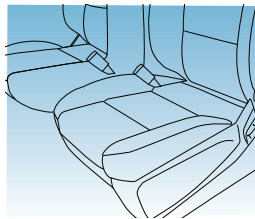


Seat Code	Seat Trim	Color	Color Code
AR9	Premium Cloth	Jet Black	HOU

- (HJO) Dark Atmosphere/Medium Ash Grey and (HK8) Jet Black Dark Galvanized in Premium Cloth are available

2ND ROW SEAT AND INTERIOR TRIM (60/40 split bench available by ordering Option ABC)

STANDARD Premium cloth Bucket Seats, manual folding. Includes, Rear seat reminder and heater ducts.

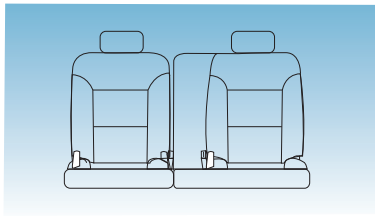
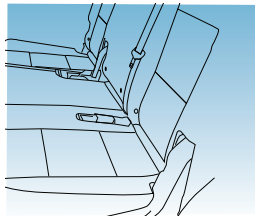


Seat Code	Seat Trim	Color	Color Code
-	Premium Cloth	Jet Black	HOU

- (HJO) Dark Atmosphere/Medium Ash Grey and (HK8) Jet Black Dark Galvanized in Premium Cloth are available
- Second row seats are adjustable (fore and aft) with manual track bar under seat for desired leg or cargo room

3RD ROW SEAT AND INTERIOR TRIM

STANDARD Premium cloth Split 60/40 bench, manual folding.



Seat Code	Seat Trim	Color	Color Code
-	Premium Cloth	Jet Black	HOU

- (HJO) Dark Atmosphere/Medium Ash Grey and (HK8) Jet Black Dark Galvanized in Premium Cloth are available

AVAILABLE 2FL EXTERIOR COLORS Actual colors may vary



Silver Ice
Metallic



Cajun
Red
Tintcoat*



Satin
Steel
Metallic



Summit
White



Graphite
Metallic*



Mosaic
Black
Metallic

*Extra Cost

Note: Special paint and two tone paint schemes are not available through General Motors.

OPTIONAL EQUIPMENT & FEATURES

INTERIOR

RWU	CARGO AREA ORGANIZER – Collapsible with bowtie logo
PDF	FLOOR LINER PACKAGE – Includes (RIA) front and second row all-weather floor liner, (RIB) third row all-weather floor liner, (CAV) integrated cargo liner. Not available with (PDH) Interior Protection Package or (WH6) horizontal cargo net
PDH	INTERIOR PROTECTION PACKAGE – Includes (VAV) first and second row all-weather floor mats, LPO, (VKN) third row all-weather floor mats, LPO and (VLI) all-weather cargo mat. Not available with (PDF) Floor Liner Package, LPO or (PDZ) Interior Enhancement Package
VI4	PREMIUM CARPETED FLOOR MAT 3RD ROW – Included and only available with (PDZ) Interior Enhancement Package
VYV	PREMIUM CARPETED FLOOR MATS 1ST AND 2ND ROW – Included and only available with (PDZ) Interior Enhancement Package
PDY	ROADSIDE SAFETY PACKAGE – Includes (RYT) First Aid Kit with Chevrolet Bowtie on the case and (S08) Highway Safety Kit with Chevrolet Bowtie on the case
S6W	SEAT COVER, PROTECTIVE 2ND ROW – Thermoplastic rubber and woven 600-denier Terylene fabric blocks spills, dirt and more. Removable and machine washable
ABC	SEATING 8 PASSENGER – Standard on 1FL Model, Optional on 2FL Model
SAI	STAINLESS STEEL DOOR SILL PLATES – Included and only available with (PDV) Chrome Essentials Package

EXTERIOR

SFZ	BLACK BOWTIE EMBLEMS – Front and rear
VQK	FRONT AND REAR SPLASH GUARDS – Custom molded
RDI	KEYLESS ENTRY KEYPAD – With all-new vertical design, 5-digit programmable keypad located on driver side B-pillar
VK3	LICENSE PLATE FRONT MOUNTING PACKAGE – Will be forced on orders with ship-to states that require a front license plate
V64	ROOF RAILS – Black, Only available on 2FL Models
VLL	ROOF RACK CROSS RAILS – Black, Only available on 2FL Models
SFE	WHEEL LOCKS – Includes 4 locks and 1 key

MECHANICAL

K05	ENGINE BLOCK – Heater
R9Y	FLEET FREE MAINTENANCE CREDIT – This option code provides a credit in lieu of the free oil changes, tire rotations and inspections for one maintenance service during 1st year of ownership. The invoice will detail the applicable credit. The customer will be responsible for all oil change, tire rotations and inspections costs for this vehicle. Requires one of the following Fleet or Government order types: FBC, FBN, FCA, FCN, FEF, FLS, FNR, FRC or FGO. Not available with FDR order types
V92	TRAILERING EQUIPMENT – EQUIPMENT Includes (V08) heavy-duty cooling system, trailer hitch, (PZ8) Hitch Guidance with Hitch View*, includes trailering assist guidelines. *Read the vehicle owner's manual for important feature limitations and information.

SHIP THRU CODES

CJB	SHIP THRU – Produced in Lansing Delta Assembly and shipped to Kerr Industries, Warren, MI and returned to Lansing Delta. (Dealer Invoice = \$300.00). Requires a Fleet order type
SVO	SHIP THRU – Produced in Lansing Delta Assembly and shipped to Knapheide, Flint, MI, then proceeds to Orion. (Dealer Invoice = \$250.00). Requires a Fleet order type
VF4	SHIP THRU – Produced in Lansing Delta Assembly and shipped to Canfield Equipment, Warren, MI and returned to Lansing Delta. (Dealer Invoice = \$275.00). Requires a Fleet order type

FLEET CONNECTED SERVICES AND OnStar PLANS¹

POJ	ADDITIONAL 21 MONTHS OF FLEET SAFETY & SECURITY PLAN. Provides 21 months of Safety and Security Plan coverage in addition to the 3 months of standard coverage that is included in the price of the vehicle. Total Safety & Security Plan service duration is 24 months. Requires (UE1) OnStar. Requires one of the following: Fleet or Government order types: FLS, FNR, FRC, FBC, FGO or FEF. Not available with POK or POL. Not available with a ship-to of Puerto Rico or the Virgin Islands.
POK	ADDITIONAL 33 MONTHS OF FLEET REMOTE ACCESS PLAN. Provides 33 months of Remote Access Plan in addition to the 3 months of standard coverage that is included in the price of the vehicle. Total OnStar Remote Access Plan service duration is 36 months. Requires (UE1) OnStar. Requires one of the following: Fleet or Government order types: FLS, FNR, FRC, FBC, FGO or FEF. Not available with POM or POO. Not available with a ship-to of Puerto Rico or the Virgin Islands.
POL	ADDITIONAL 45 MONTHS OF FLEET SAFETY & SECURITY PLAN. Coverage provides 45 months of Safety and Security in addition to the 3 months of standard coverage that is included in the price of the vehicle. Total Fleet Safety & Security Plan service duration is 48 months. Requires (UE1) OnStar. Requires one of the following: Fleet or Government order types: FLS, FNR, FRC, FBC, FGO or FEF. Not available with POJ or POK. Not available with a ship-to of Puerto Rico or the Virgin Islands.
POM	ADDITIONAL 21 MONTHS OF FLEET REMOTE ACCESS PLAN. Provides 21 months of Remote Access Plan in addition to the 3 months of standard coverage that is included in the price of the vehicle. Total OnStar Remote Access Plan service duration is 24 months. Requires (UE1) OnStar. Requires one of the following: Fleet or Government order types: FLS, FNR, FRC, FBC, FGO or FEF. Not available with PON or POO. Not available with a ship-to of Puerto Rico or the Virgin Islands.
PON	ADDITIONAL 33 MONTHS OF FLEET REMOTE ACCESS PLAN. Provides 33 months of Remote Access Plan in addition to the 3 months of standard coverage that is included in the price of the vehicle. Total OnStar Remote Access Plan service duration is 36 months. Requires (UE1) OnStar. Requires one of the following: Fleet or Government order types: FLS, FNR, FRC, FBC, FGO or FEF. Not available with POM or POO. Not available with a ship-to of Puerto Rico or the Virgin Islands.
POO	ADDITIONAL 45 MONTHS OF FLEET REMOTE ACCESS PLAN. Provides 45 months of Remote Access Plan in addition to the 3 months of standard coverage that is included in the price of the vehicle. Total OnStar Remote Access Plan service duration is 48 months. Requires (UE1) OnStar. Requires one of the following: Fleet or Government order types: FLS, FNR, FRC, FBC, FGO or FEF. Not available with POM or PON. Not available with a ship-to of Puerto Rico or the Virgin Islands.



SIRIUS XM RADIO²

PR6	SIRIUSXM RADIO ADDITIONAL 9 MONTHS OF THE SIRIUSXM ALL ACCESS PACKAGE. Includes 150 channels of commercial-free music plus every major sport and the biggest names in entertainment, news and comedy in vehicle plus 9 months of listening on the SiriusXM app or online in addition to the 3 months of All Access trial service that is included in the price of the vehicle. Total service duration is 12 months. Non-Transferrable. Non-Refundable. Requires (U2K) SiriusXM Radio and a Fleet order type. Not available with FDR order types, PR7 or PR8. Not available in AK, HI, PR and VI.
PR7	SIRIUSXM RADIO ADDITIONAL 21 MONTHS OF THE SIRIUSXM ALL ACCESS PACKAGE. Includes 150 channels of commercial-free music plus every major sport and the biggest names in entertainment, news and comedy in vehicle plus 21 months of listening on the SiriusXM app or online in addition to the 3 months of All Access trial service that is included in the price of the vehicle. Total service duration is 24 months. Non-Transferrable. Non-Refundable. Requires (U2K) SiriusXM Radio and a Fleet order type. Not available with FDR order types, PR6 or PR8. Not available in AK, HI, PR and VI.
PR8	SIRIUSXM RADIO ADDITIONAL 33 MONTHS OF THE SIRIUSXM ALL ACCESS PACKAGE. Includes 150 channels of commercial-free music plus every major sport and the biggest names in entertainment, news and comedy in vehicle plus 33 months of listening on the SiriusXM app or online in addition to the 3 months of All Access trial service that is included in the price of the vehicle. Total service duration is 36 months. Non-Transferrable. Non-Refundable. Requires (U2K) SiriusXM Radio and a Fleet order type. Not available with FDR order types, PR6 or PR7. Not available in AK, HI, PR and VI.

GM COMMERCIAL LINK

POG	GM COMMERCIAL LINK - 1 YEAR OF SERVICE. Includes 12 months of GM Commercial Link service. Provides access and reporting for key vehicle information such as speed, location and maintenance through website and mobile application. Eligible customers must sign up for an account at www.gmcommerciallink.com in order take advantage of this 12 month offer. The Commercial Link service is included in the price of the vehicle. Total service duration is 12 months. Non-Transferrable. Non-Refundable. Requires (UE1) OnStar. Requires one of the following: Fleet or Government order types: FLS, FNR, FRC, FBC, FGO or FEF. Not available with (POH) GM Commercial Link - 2 years of Service or (POI) GM Commercial Link - 3 years of Service.
POH	GM COMMERCIAL LINK - 2 YEARS OF SERVICE. Includes 24 months of GM Commercial Link service. Provides access and reporting for key vehicle information such as speed, location and maintenance through website and mobile application. Eligible customers must sign up for an account at www.gmcommerciallink.com in order take advantage of this 24 month offer. The Commercial Link service is included in the price of the vehicle. Total service duration is 24 months. Non-Transferrable. Non-Refundable. Requires (UE1) OnStar. Requires one of the following: Fleet or Government order types: FLS, FNR, FRC, FBC, FGO or FEF. Not available with (POG) GM Commercial Link - 1 year of Service or (POI) GM Commercial Link - 3 years of Service.
POI	GM COMMERCIAL LINK - 3 YEARS OF SERVICE, includes 36 months of GM Commercial Link service. Provides access and reporting for key vehicle information such as speed, location and maintenance through website and mobile application. Eligible customers must sign up for an account at www.gmcommerciallink.com in order take advantage of this 36 month offer. The Commercial Link service is included in the price of the vehicle. Total service duration is 36 months. Non-Transferrable. Non-Refundable. Requires (UE1) OnStar. Requires one of the following: Fleet or Government order types: FLS, FNR, FRC, FBC, FGO or FEF. Not available with (POG) GM Commercial Link - 1 year of Service or (POH) GM Commercial Link - 2 years of Service.

- Services subject to user terms and limitations. Certain services require working electrical system, cell reception and GPS signal. OnStar links to emergency services. Data plans offered by AT&T. See gmfleet.com/connected services for details. Availability subject to change
- If you decide to continue service after your trial, your selected subscription plan will automatically renew thereafter. You will be charged at then-current rates. Fees and taxes apply. To cancel you must call SiriusXM at 1-866-635-2349. See SiriusXM Customer Agreement for complete terms at siriusxm.com. All fees and programming subject to change. ©2018 Sirius XM Radio Inc. All rights reserved.

POWERTRAIN

	ENGINE			TRANSMISSION			AXLE	
	OPTION CODE	TYPE	DISPLACEMENT LITERS/CU. IN.	FUEL SYSTEM	OPTION CODE	TYPE	OPTION CODE	RATIO
STD	LFY	V6	3.6L	SIDI, VVT with Auto.Start/Stop	M3V	9-speed	FXC	3.49

EMISSIONS - MUST BE SPECIFIED

FE9	EMISSIONS , Federal requirements
YF5	EMISSIONS , California state requirements
NE1	EMISSIONS , Connecticut, Delaware, Maine, Maryland, Massachusetts, New Jersey, New York, Oregon, Pennsylvania, Rhode Island, Vermont and Washington state requirements
NB8	EMISSIONS OVERRIDE , California (allows a dealer in states that require California emissions - California, Connecticut, Delaware, Maryland, Massachusetts, New Jersey, New York, Oregon, Pennsylvania, Rhode Island or Washington to order Federal emissions for a vehicle that will be registered in a state that has Federal emission requirements). Do not use for vehicles that will be registered in California, Connecticut, Delaware, Maryland, Massachusetts, New Jersey, New York, Oregon, Pennsylvania, Rhode Island or Washington. Requires (FE9) Federal emissions requirements. Not available in Maine or Vermont.
NB9	EMISSIONS OVERRIDE , state-specific (for dealers ordering vehicles in (YF5) or (NE1) emission states - California, Connecticut, Delaware, Maine, Maryland, Massachusetts, New Jersey, New York, Oregon, Pennsylvania, Rhode Island, Vermont and Washington) Allows a California dealer (YF5 emissions) to order (NE1) emissions with (NB9) emissions override code for registration in (NE1) states; or, a Connecticut, Delaware, Maine, Maryland, Massachusetts, New Jersey, New York, Oregon, Pennsylvania, Rhode Island, Vermont and Washington dealer (NE1 emissions) to order (YF5) emissions with (NB9) emissions override code for registration in California.
NC7	EMISSIONS OVERRIDE , Federal (for vehicles ordered by dealers in Federal emission states with (YF5) or (NE1) emissions - Not required for vehicles being shipped to California, Connecticut, Delaware, Maine, Maryland, Massachusetts, New Jersey, New York, Oregon, Pennsylvania, Rhode Island, Vermont or Washington. Requires (YF5) California state emissions requirements or (NE1) Connecticut, Delaware, Maine, Maryland, Massachusetts, New Jersey, New York, Oregon, Pennsylvania, Rhode Island, Vermont or Washington state emissions requirements.

TIRES

QUANTITY	SIZE	SPEED RATING	TYPE
4	P255/65R18	118 mph	All Season BW

SPECIFICATIONS

GENERAL

Model: Front wheel drive	1NB56
Model: All Wheel Drive	1NV56
Seating arrangement for 1FL	2/3/3
Seating arrangement for 2FL (2/3/3 available)	2/2/3
Projected top speed	118 mph
Adding non dealer accessories or making modifications to the vehicle can affect vehicle performance, aerodynamics, and overall top speed.	

EXTERIOR (in./mm)

Wheelbase	120.9 /3071
Overall length	204.3/5189
Body width (without mirrors)	78.6/1996
Overall height*	70.7/1795
Front track width	67.3/1580
Rear track width	67.0/1702
Turning diameter curb to curb (ft./m) FWD and AWD	39.0/11.9

* Published dimensions indicated are at Base Curb Weight

FRONT COMPARTMENT (in./mm)

Head room	41.3/1049
Shoulder room	62.1/1577
Hip room	58.1/1476
Leg room	41.0/1041

2ND ROW COMPARTMENT (in./mm)

Head room	40.0/1016
Shoulder room	62.2/1580
Hip room	56.9/1445
Leg room	38.4/975

3RD ROW COMPARTMENT (in./mm)

Head room	38.2/970
Shoulder room	57.5/1460
Hip room	48.5/1232
Leg room	33.5/851

PASSENGER COMPARTMENT VOLUME INDEX (cu.ft./liters)

EPA passenger compartment volume index	157.3/4454
--	------------

CARGO VOLUME (cu.ft./liters)

Cargo volume (behind front row 2nd and 3rd row folded)	98.2/2781
Cargo volume (behind 2nd row 3rd row folded)	57.8/1637
Cargo Volume (behind 3rd row)	23.0/651

EPA-ESTIMATED MPG FUEL ECONOMY RATINGS

3.6L engine FWD (City/Highway/Combined)	18/27/21
3.6L engine AWD (City/Highway/Combined)	17/25/20

VEHICLE WEIGHT (lbs./kg.)

GVWR ¹	6173/2800
Payload for 1FL and 2FL (FWD) ²	1840/835
Payload for 1FL and 2FL (AWD) ²	1640/744
Base curb weight 1FL and 2FL (FWD)	4300/1950
Base curb weight 1FL and 2FL (AWD)	4500/2041

NOTE: See Vehicle Load Limits in your Owner's Manual for loading information.

TRAILERING CAPACITY³ (lbs./kg)

Maximum trailer ratings are calculated assuming standard equipped vehicle, driver and required trailering equipment. The weight of the optional equipment, passengers and cargo will reduce the maximum trailer weight your vehicle can tow. 10 to 15% of the trailer weight is the recommended trailer tongue load.

Model	(LFY) 3.6L 3.6L V6 SIDI VVT	
	Axel Ratio	Maximum Trailer Capacity
1NB56 / 1NV56	3.49	1500/680
1NC56 / 1NW56 (with V92*)	3.49	5000/2268

* V92 Trailering Equipment Includes V08 heavy-duty cooling system and trailer hitch. Only available on 2FL Models

1. Gross Vehicle Weight Rating (GVWR). When properly equipped; includes weight of vehicle, passengers, cargo and equipment.
2. These maximum payload ratings are intended for comparison purposes only. Before you buy a vehicle or use it to haul people or cargo, carefully review the vehicle loading section of the Owner's Manual and check the carrying capacity of your specific vehicle on the label on the inside of the drivers door jamb.
3. Before you buy a vehicle or use it for trailering, carefully review the Trailering section of the Owner's Manual. The weight of passengers, cargo and options or accessories may reduce the amount you can tow

SPECIFICATIONS

ENGINE

Type	V6
Displacement: liters/cu. in.	3.6/217
Horsepower/rpm	310 @ 6800
Torque lb.-ft./rpm	266 @ 2800
Induction system	Direct Injection
Exhaust	Single
Minimum recommended fuel octane	87
Approximate fuel tank capacity (gallons/liters) FWD	19.4/73
Approximate fuel tank capacity (gallons/liters) AWD	21.7/82
Oil with filter (quarts/liters)	6.0/5.7
Cooling capacity (quarts/liters)	9.9/9.4

AXLE

Ratio	3.49
-------	------

TRANSMISSION

Automatic electronically controlled	9 Speed
-------------------------------------	---------

BRAKES

Type:	Four-Wheel antilock, Four-wheel-disc, variable brake system with power assist and Duralife brake rotor with low-drag brake calipers
Front - swept area	255.2/1646
Rear - swept area	226.6/1462
Total front and rear swept area	481.8/3108
Front rotor diameter vented (in./mm)	12.6/321
Rear rotor diameter solid (in./mm)	12.4/315
Front rotor thickness (in./mm)	1.2/30
Rear rotor thickness (in./mm)	.9/23

CHASSIS

Frame	Unitized Body
Front Suspension	MacPherson strut independent with hydraulic control arm ride bushing and hollow stabilizer bar
Rear Suspension	Five-link independent with auxiliary spring aids and hollow stabilizer bar
Steering type	Electric variable-effort power steering with Active Return Assist

TIRES

Type	All Season, Blackwall
Size	P255R65R18

WHEELS

Type	Bright silver painted aluminum
Size	18"

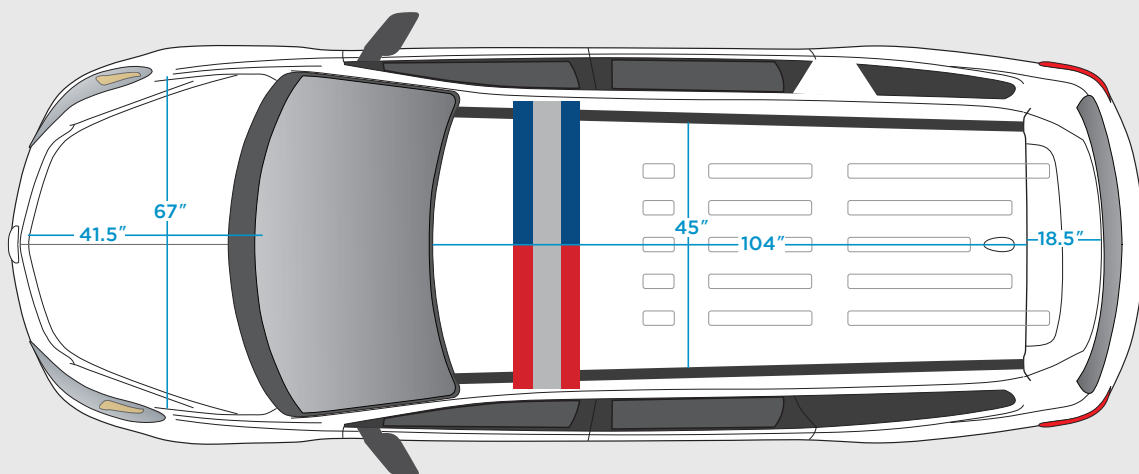
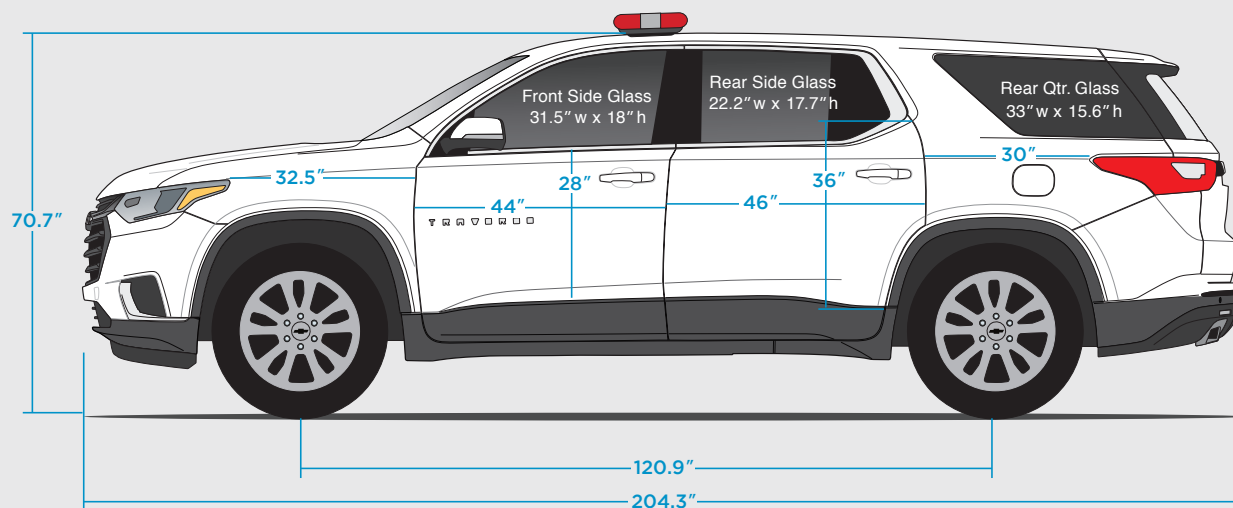
BATTERY

Type	Heavy Duty Maintenance Free
Volts	12
Cold cranking-amps (SAE Rating)	600

ALTERNATOR

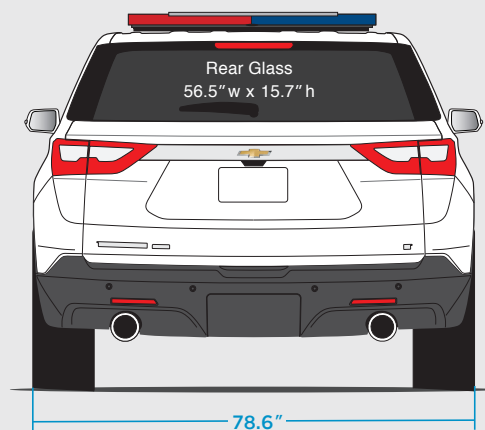
Amps	170
------	-----

DIMENSIONS



Estimated material sizes to wrap:

- Hood - 22" x 68"
- Front Doors - 28" x 44"
- Rear Doors - 36" x 46"
- Roof - 120" x 48"
- Front Clip - 24" x 104"
- Rear Clip - 36" x 116"
- Front Quarter - 36" x 50"
- Rear Quarter - 36" x 48"



STANDARD EQUIPMENT

REMOTE KEYLESS TRANSMITTER



The Remote Keyless Entry (RKE) transmitter may work up to 60m (197 ft) away from the vehicle. Press the button on the side of the RKE transmitter to remove the key. The key can be used for all locks.

KEYLESS OPEN



Use the Keyless Access system to lock and unlock the door. When the doors are locked and the Remote Keyless Entry (RKE) transmitter is within 3 feet (1m) of the driver door handle, press the lock/unlock button. When unlocking from the driver door, the first press unlocks that door; press again within five seconds to unlock all passenger doors

ENGINE START/STOP



STARTING THE ENGINE. With the vehicle in Park or Neutral, press the brake pedal and then press and hold the ENGINE START/STOP button to start the engine.

TURNING THE ENGINE OFF. Shift to Park and press the ENGINE START/STOP button

NOTE: The transmitter must be in the vehicle to turn the engine on or off. If the transmitter battery is weak, place the transmitter in the pocket in the center console to enable the engine to start. Replace the transmitter battery as soon as possible.

ACCESSORY MODE. With the engine off and brake pedal NOT depressed, press the ENGINE START/STOP button to place the ignition system in the accessory position

REAR PARK ASSIST (RPA)

Displayed images may be farther or closer than they appear. The area displayed is limited and objects that are close to either corner of the bumper or under the bumper do not display.

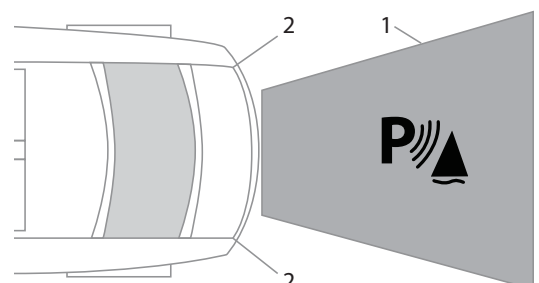
A warning triangle may display on the Rear Vision Camera (RVC) screen to show where the RPA has detected an object. This triangle changes from amber to red and increases in size the closer the object.

Rear Parking Assist (RPA) uses sensors on the rear bumper to assist with parking and avoiding objects while in R (Reverse). It operates at speeds less than 5 mph (8 km/h). RPA may display a warning triangle on the Rear Vision Camera screen and a graphic on the instrument cluster to provide the object distance. In addition, multiple beeps may occur if very close to an object. The RVC displays a view of the area behind the vehicle, on the center stack display,

when the vehicle is shifted into R (Reverse). The camera(s) do not display children, pedestrians, bicyclists, crossing traffic, animals, or any other object outside of the cameras' field of view, below the bumper, or under the vehicle. Shown distances may be different from actual distances. Do not drive or park the vehicle using only these camera(s). Always check behind and around the vehicle before driving. Failure to use proper care may result in injury, death, or vehicle damage.

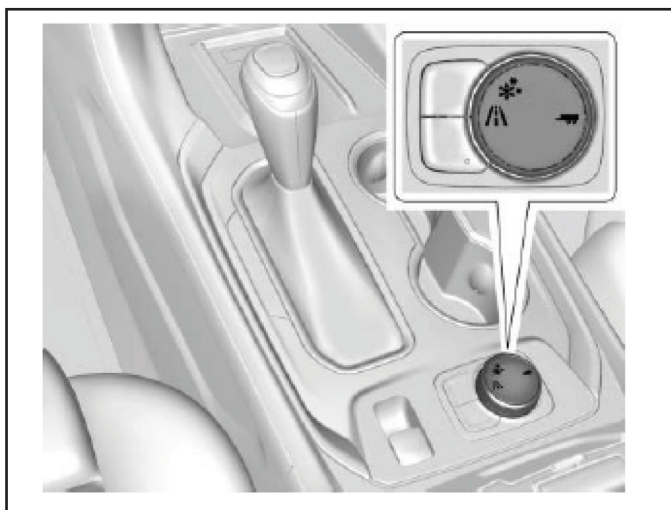
Note: Safety or driver assistance features are no substitute for the driver's responsibility to operate the vehicle in a safe manner. The driver should remain attentive to traffic surroundings and road conditions at all times. Visibility, weather and road conditions may affect feature performance. Read the Owner's Manual for more important limitations and information.

1. View Displayed by the Camera
2. Corners of the Rear Bumper



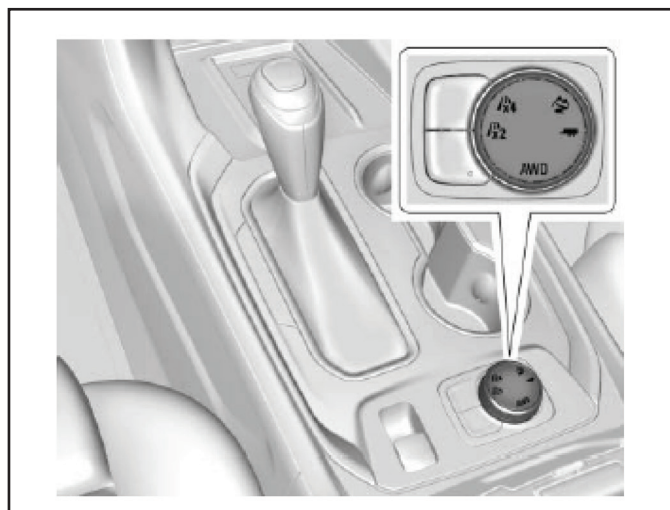
STANDARD EQUIPMENT

DRIVER MODE CONTROL



DRIVER MODE CONTROL KNOB FOR FWD

Driver Mode Control may have the following modes: FWD, Snow, and Tow/Haul. If equipped with All-Wheel Drive (AWD), the Driver Mode Control may have AWD, Two-Wheel Drive (2WD), Off-Road, and Tow/Haul. There may be Driver Information Center (DIC) messages displayed for each drive mode.

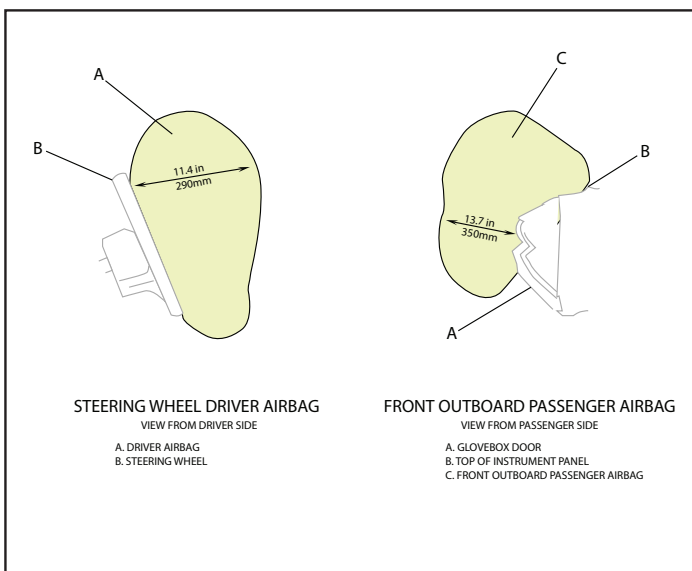
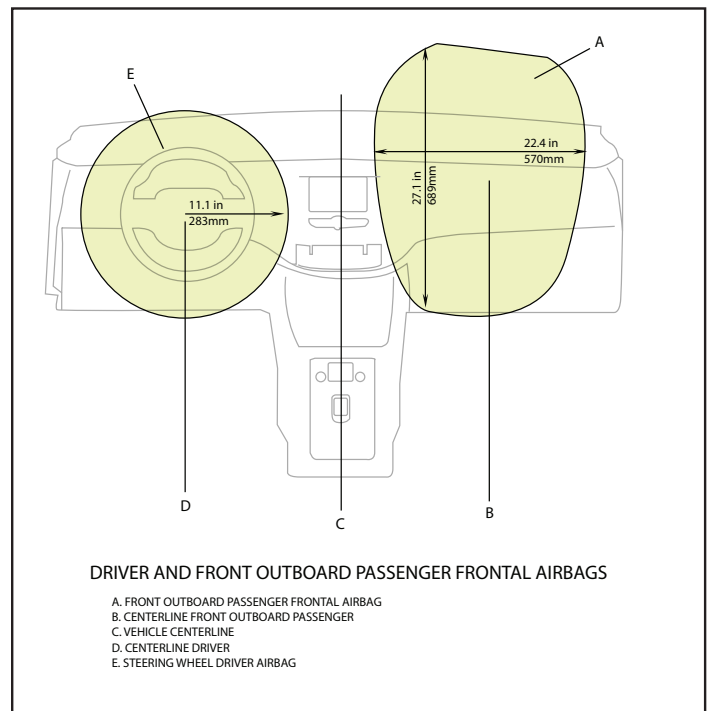
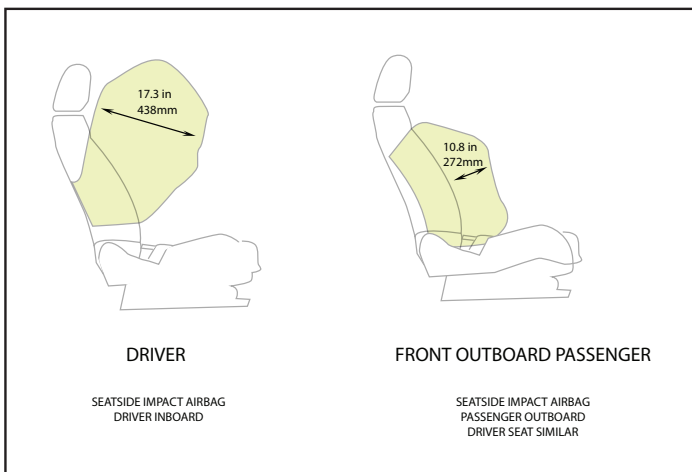
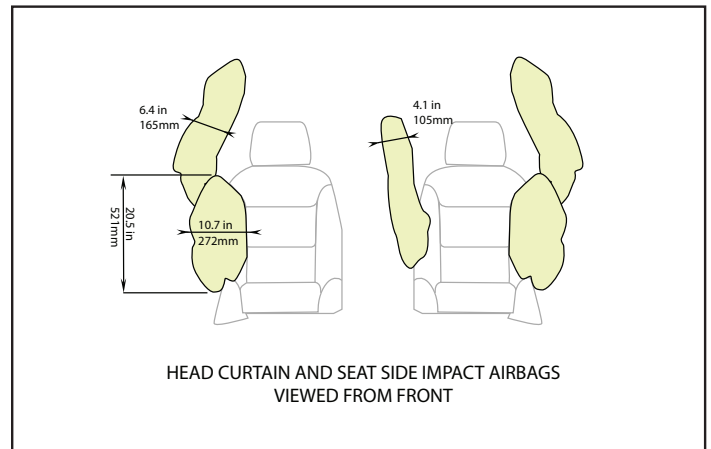
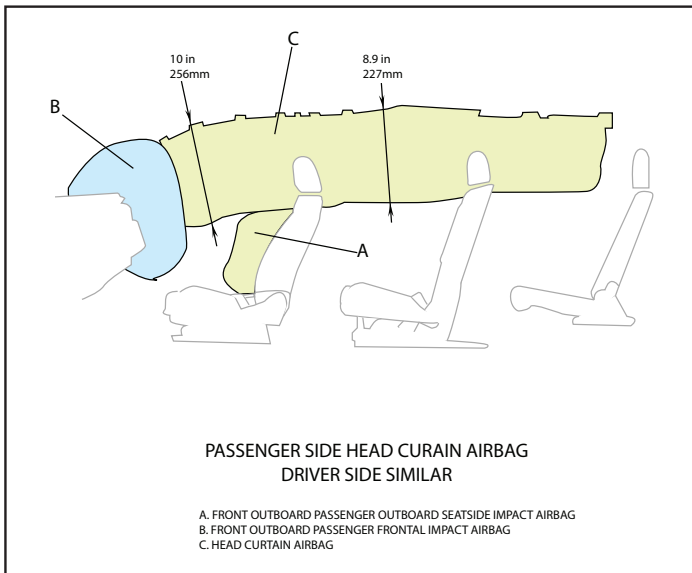


DRIVER MODE CONTROL KNOB FOR AWD

Rotate the Driver Mode Control knob to make a mode selection. The icons on the knob will illuminate to indicate with mode is active. A Driver Information Center (DIC) message will indicate that the mode is on when switching to different modes.

Vehicle is in either Front-Wheel Drive for non AWD vehicles, or Two-Wheel Drive for AWD vehicles. This mode will remain active through future ignition cycles. This setting either puts the vehicle in Two-Wheel Drive (AWD vehicles) or is the normal drive mode (FWD vehicles). Use this mode for normal driving conditions. This is the most fuel efficient drive mode. See Owners Manual for more information.

AIRBAGS



Sitting too close to an airbag when it deploys can increase the risk of serious injury or death. Always properly wear your seat belt. See Owner's Manual for more information.

AIRBAGS FAQ

Q: Can equipment such as radar devices, video cameras, and radio trees be mounted in a specialty vehicle equipped with a right front passenger frontal airbag?

A: Yes, but care must be taken to properly mount the equipment outside of the airbag "deployment zone."

Q: What is the airbag "deployment zone"?

A: The term "deployment zone" describes the space an airbag takes up when fully inflated. Airbags need room to work properly, and anything in the "deployment zone" – such as improperly mounted equipment – can greatly affect the performance of the airbag.

Q: How can I identify the airbag "deployment zone" in my vehicle?

A: See Airbag Deployment Diagrams for more information. The diagrams provide the approximate dimensions of the "deployment zones" for your specialty vehicle. Before doing any service work, including the installation of any equipment, consult the appropriate service manual.

Q: Is it possible to shield equipment so it does not interfere with airbag deployment?

A: While shielding may protect certain equipment from being damaged or dislodged, it may also negatively affect how an airbag inflates. Therefore, we cannot recommend the placement of any equipment in the deployment zone, even when shielding.

Q: Can the installation of push bumpers on the front end of the vehicle affect the deployment of the airbag?

A: It is not likely that installing push bumpers will affect sensing for the airbag as long as the vehicle structure itself is not modified. GM is not aware of any adverse defects from the many push bumpers that have been installed on current model GM police vehicles with airbags.

See "Adding Equipment to the Airbag-Equipped Vehicle" in the owner manual for more information.

Customer-Installed Equipment

Before installing equipment, read the following.

Airbags inflate with great force, faster than the blink of an eye. No objects, such as shotguns, should be placed over or near the airbag covers. Equipment mounted too close to an inflating airbag could prevent the airbag from operating properly to protect the occupants or could be forced into an occupant or break and become a dangerous projectile, causing severe injury or even death. To help prevent injury and to allow the airbag to perform as it was designed, do not mount equipment inside the airbag deployment zones.

Do not install equipment in the inflation path of any airbag. The equipment may interfere with the deployment of the airbag, may damage the airbag, or otherwise be damaged or forced into an occupant, all of which may cause severe injury or even death.

Do not attach anything to the steering wheel hub or mount any equipment within the deployment zone for the driver airbag.

Do not mount equipment on the passenger side of the instrument panel top pad deployment zone. Equipment should not be mounted on or around the passenger airbag opening because of a deploying airbag. To allow the airbag to perform as it was designed, do not mount equipment inside the airbag deployment zone.

Do not use seat accessories that block the inflation path of the driver or passenger seat-mounted side impact airbag or install equipment in the seat-mounted side impact airbag deployment zones.

Do not mount a security barrier such that the ends of the barrier or brackets are within the roof-rail airbag deployment zones.

Avoid installing wiring for roof-rail emergency lighting or radio antennas that may restrict the proper deployment of the roof-rail airbags.

Do not use seat accessories, console accessories, or other accessories that block the inflation path of the driver seat front center airbag (if equipped). Do not remove the front center console to install a police package center console, or otherwise install equipment or mount equipment between or just behind the front bucket seats on vehicles equipped with the driver seat front center airbag.

GM approved service procedures must be followed to remove and reinstall the instrument panel to the pad to ensure proper airbag deployment.

The police vehicle has a rollover sensor mounted on the centerline of the vehicle between the driver and front outboard passenger positions. If the vehicle has individual front seats, the rollover sensor will be exposed. Do not mount equipment within 25 mm (1 in) of the rollover sensor. This may affect the performance of multiple restraint systems.

Sitting too close to an airbag when it deploys can increase the risk of serious injury or death. Always properly wear your seat belt. See Owner's Manual for more information.

ELECTRONIC STABILITY CONTROL SYSTEMS (STABILITRAK)

StabiliTrak systems help drivers maintain control of their vehicles, especially during emergency lane changes or avoidance maneuvers. StabiliTrak uses various sensors, such as steering wheel angle, wheel speed, yaw velocity, etc., to detect any difference between the path requested by the steering wheel position and vehicle's actual path. When appropriate, the system selectively controls brakes, engine power, and even suspension settings to enhance control of the vehicle's direction and help keep it on course.

Independent studies conducted by the National Highway Traffic Safety Administration, the Insurance Institute for Highway Safety, and others have found StabiliTrak to be highly reactive in reducing vehicle crashes. General Motors offers StabiliTrak systems on many of its passenger car and light truck models.

See your owner's manual for additional information about the operation of StabiliTrak.

Q. How do I use StabiliTrak?

A. StabiliTrak operates independently of the driver.

You should continue to drive your StabiliTrak equipped vehicle with caution and care. GM's StabiliTrak system, StabiliTrak is designed to be as seamless as possible in operation, and part of the overall vehicle response.

Q. How does StabiliTrak work?

A. StabiliTrak has the ability to apply control forces to the vehicle independent of the driver. StabiliTrak uses sensors to continuously compare the path indicated by the steering wheel position to the vehicle's actual path. If a discrepancy is detected, StabiliTrak selectively controls vehicle brakes and engine torque to create a yaw moment that helps restore the vehicle's actual path to the path indicated by the steering wheel position. StabiliTrak has the ability to help correct both understeer (where the vehicle is not turning as much as the steering wheel position indicates) and oversteer (where the vehicle is turning more than the steering wheel position indicates).

Q. Will a tire change affect StabiliTrak?

A. Use of tires other than original equipment may affect StabiliTrak performance. StabiliTrak is designed to make the best use of available traction. The performance characteristics of the original equipment tires are part of the overall system effectiveness. When you replace tires check the recommendations in your owner's manual. On GM vehicles, the original equipment tires have a "TPC" (Tire Performance Criteria) code on the sidewall. Replacing the tires with the same "TPC" code will help assure proper StabiliTrak performance.

DRIVER OPERATED TRACTION CONTROL BUTTON

An advanced computer controlled stability enhancement system assists the driver with directional control of the vehicle in difficult driving conditions. Each time the vehicle is started, the StabiliTrak system is fully on. StabiliTrak can be controlled by a Traction Control Button. The condition system is displayed by a StabiliTrak indicator light and Driver Information

Center (DIC) Message. Push once to disable Traction Control. Push and hold to disable both Traction Control and StabiliTrak. In this condition, StabiliTrak will automatically turn ON when the vehicle speed exceeds 35 mph (56km/hr) while the Traction Control remains OFF. Push again to enable Traction Control and StabiliTrak.

MAINTENANCE / LIMITED WARRANTY

INCLUDED MAINTENANCE	One visit within first year of vehicle delivery ¹
BUMPER-TO-BUMPER LIMITED WARRANTY	3 years,/36,000 miles ² . Bumper-to-Bumper Limited Warranty with no deductible
TRANSFERABLE POWERTRAIN LIMITED WARRANTY	Qualified Fleet Customers: 5 years/100,000 miles ³
TIRES ⁴	3 years/36,000 miles ² ; coverage prorated after first 12,000 miles
ROADSIDE ASSISTANCE AND COURTESY TRANSPORTATION ⁵	Qualified Fleet Customers: 5 years/100,000 miles ³
RUST-THROUGH	6 years/100,000 miles ²
CORROSION	3 years/36,000 miles ²
WHEEL ALIGNMENT AND BALANCE	Up to 7,500 miles ⁶

1. Includes first required maintenance visit as stated in vehicle maintenance schedule. Maintenance visit consists of oil change, tire rotation and Multi-Point Vehicle Inspection. Does not include air filters. See participating dealer for other restrictions and complete details. Excludes vehicles ordered with fleet delete option RY9.
2. Whichever comes first. See dealer for limited warranty details.
3. Whichever comes first. A Qualified Fleet User is defined as a company that has purchased and registered or leased five (5) or more new cars/or trucks solely for use in its operation during the current or preceding calendar year, model year, preceding twelve (12) month period, or that owns or leases fifteen (15) or more cars and trucks. Excludes rental customers. See dealer for details.
4. Tires also covered under the Bumper-to-Bumper Warranty but are prorated based upon mileage. See dealer for warranty details.
5. If the vehicle has a warrantable failure, see your Owner's Manual for full details on the Courtesy Transportation program.
6. Customer maintenance item after 7,500 miles.



GM reserves the right to make changes at any time, without notice, in prices, colors, materials, equipment, specifications, models, and availability. Specifications, dimensions, measurements, ratings, and other numbers in this catalog and other printed materials provided at the dealership or affixed to vehicles are approximates based upon design and engineering drawings and prototypes and laboratory tests. Your vehicle may differ due to variations in manufacture and equipment. Since some information may have been updated since the time of printing, please check with your GM dealer for complete details. Some of the equipment shown or described throughout this publication may be available at extra cost, and/or is supplied by an independent supplier.

Copyright 2019 General Motors. All rights reserved. All text, images, graphics, and other materials in this publication are subject to the copyright and other intellectual property rights of General Motors. These materials may not be reproduced, distributed, or modified without the express written permission of General Motors. The marks appearing in this publication including, but not limited to: GM and the GM logo; Chevrolet and their respective logos, emblems, slogans, and vehicle model names and body designs; and other marks such as GM Fleet and Commercial are trademarks and/or service marks of General Motors, its subsidiaries, affiliates, or licensors.

For more detailed information, contact your District Sales Manager or see the online order guide at gmfleet.com/police.

GENERAL MOTORS FLEET

