

DOCUMENT FOR INCOMPLETE VEHICLE

DO NOT REMOVE

THIS DOCUMENT MUST REMAIN
WITH THIS VEHICLE UNTIL IT IS
CERTIFIED AS A COMPLETED VEHICLE.

**PLACE
LABEL
HERE**

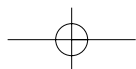
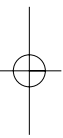
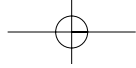
This document is furnished as required by the Canada Motor Vehicle Safety Act and Federal Motor Vehicle Safety Regulations (FMVSR) to aid intermediate and final stage manufacturers in their determination of conformity of the completed vehicle with applicable Canada Motor Vehicle Safety Standards (CMVSS), Federal Motor Vehicle Safety Standards (FMVSS), Canadian On-Road Vehicle and Engine Emission Regulations and Canada Interference Causing Equipment Standard – ICES-002. Also included are instructions which must be followed in order to assure that Environmental Protection Agency (EPA) and California emission certification requirements are met.

This document is not a substitute for knowledge and understanding of the requirements of the Canada Motor Vehicle Safety Act, Federal Motor Vehicle Safety Regulations (FMVSR); or applicable Canada Motor Vehicle Safety Standards (CMVSS) and Federal Motor Vehicle Safety Standards (FMVSS). Intermediate and final stage manufacturers should be familiar with the Regulations and Standards referred to above to be aware of their specific responsibilities.

Any manufacturer making alterations to this incomplete vehicle during the process of manufacturing the complete vehicle should be constantly vigilant to recognize all effects, either direct or indirect, on other components, assemblies or systems caused by each such alteration. No alteration should be made to the incomplete vehicle that either directly or indirectly results in any component, assembly or system being in nonconformance with any applicable Canada Motor Vehicle Safety Standard, Federal Motor Vehicle Safety Standard or Emission Regulation.

The statements contained in this Incomplete Vehicle Document are accurate as of the date of manufacture of the Incomplete Vehicle and can be relied on by any intermediate and/or final stage manufacturer as a basis for certification.

IVD-2019-3
897547-1240
GM P/N 97547124



INTRODUCTION

This document contains information relative to conformance of this incomplete vehicle with the following:

Part I – FEDERAL MOTOR VEHICLE SAFETY STANDARDS, AND CANADA MOTOR VEHICLE SAFETY STANDARDS

Part II – U.S. EPA, CALIFORNIA, AND CANADIAN EXHAUST & EVAPORATIVE EMISSION REQUIREMENTS

Part III – CANADA INTERFERENCE CAUSING EQUIPMENT STANDARD

If supplemental technical information is required to support this document, go to the Upfitter website located at <http://www.gmupfitter.com>.

PART I

This section contains a list of Canada Motor Vehicle Safety Standard (CMVSS), and Federal Motor Vehicle Safety Standards (FMVSS), followed by a section entitled "Statements Regarding Canada Motor Vehicle Safety Standards (CMVSS), and Federal Motor Vehicle Safety Standards (FMVSS). An appropriate statement of applicability is made for each standard, and by vehicle model as it relates to the incomplete vehicle.

The identifiers TYPE 1, TYPE 2 or TYPE 3 prefix statements (of applicability) regarding Canada Motor Vehicle Safety Standards (CMVSS), and Federal Motor Vehicle Safety Standards (FMVSS). "Examples" of these statements follow:

TYPE 1 A statement that the vehicle when completed will conform to the standard if no alterations are made in identified components of the incomplete vehicle. **EXAMPLE:** This vehicle when complete will conform to CMVSS 104 and FMVSS No. 104, Windshield Wiping and Washing Systems, if no alterations are made in the windshield wiper components.

TYPE 2 A statement of specific conditions of final manufacture under which the manufacturer specifies that the completed vehicle will conform to the standard. **EXAMPLE:** This vehicle when completed will conform to CMVSS 121 and FMVSS 121, Air Brake Systems, if it does not exceed any of the gross axle weight ratings, if the center of gravity at GVWR is not higher than ## feet above the ground, and if no alterations are made to any brake system component.

TYPE 3 A statement that conformity with the standard cannot be determined based upon the components supplied on the incomplete vehicle, and that the incomplete vehicle manufacturer makes no representation to conformity with the standard.

In accordance with the requirements of Canada Motor Vehicle Safety Regulations, and Federal Motor Vehicle Safety Regulations Part 568.4, the following information is included on the label affixed to the front cover of this document:

- the name and mailing address of the incomplete vehicle manufacturer;
- the month and year the incomplete vehicle manufacturer performed its last manufacturing operation on the incomplete vehicle;
- the vehicle identification number (VIN);
- the Gross Vehicle Weight Rating (GVWR) expressed in kg (lb), intended for the vehicle when it is a completed vehicle;
- the Gross Axle Weight Rating (GAWR) expressed in kg (lb), intended for each axle of the vehicle when it is a completed vehicle, listed in order from front to rear.

In addition, the final stage manufacturer is responsible under of Canada Motor Vehicle Safety Regulations, and Federal Motor Vehicle Safety Regulations Part 567.5, to place the GVWR and the GAWR of each axle, on the Final Vehicle Certification Label. The regulation states that the appropriate rating "shall not be less than the sum of the Unloaded Vehicle Weight, rated cargo load, and 68 kg (150 lb) times the vehicle's designed seating capacity".

Unloaded Vehicle Weight means the weight of a vehicle with maximum capacity of all fluids necessary for operation of the vehicle, but without cargo or occupants.

During the completion of this vehicle, GVWR and GAWR may be affected in various ways, including but not limited to the following:

- The installation of a body or equipment that exceeds the rated capacities of the incomplete vehicle.
- The addition of designated seating positions that exceed the rated capacities of the incomplete vehicle.
- Alterations or substitution of any components such as axles, springs, tires, wheels, frames, steering and brake systems that may affect the rated capacities of the incomplete vehicle.

PART I – CHART A

LIST OF CANADA MOTOR VEHICLE SAFETY STANDARDS (CMVSS), AND
FEDERAL MOTOR VEHICLE SAFETY STANDARDS (FMVSS), APPLICABLE TO
GASOLINE OR DIESEL – FUELED TRUCKS WITH A GVWR OF GREATER THAN 4536 kg (10,000 lb)

SEE STATEMENTS REGARDING CMVSS AND FMVSS ON PAGES THAT FOLLOW

CMVSS No.	FMVSS No.	TITLE	MODEL *1
			3500/3500HD/4500/4500HD/ 4500XD/5500HD/5500XD
101	101	Controls and displays with a GVWR of more than 4536 kg (10,000 lb)	1
102	102	Transmission shift lever sequence, starter interlock and transmission braking effect	1
103	103	Windshield defrosting and defogging systems	1
104	104	Windshield wiping and washing systems	1
105	105	Hydraulic brake systems	2
106	106	Brake hoses	1
108	108	Lamps, reflective devices and associated equipment	2
111	111	Rearview mirrors	1
115	Part 565 *2	Vehicle Identification Number	1
116	116	Motor-vehicle brake fluids	1
119	119	New pneumatic tires	1
120	120	Tire selection and rims	2
124	124	Accelerator control systems	1
205	205	Glazing materials	1
206	206	Door locks and door retention components	1
207	207	Seating systems	1
208	208	Occupant Crash Protection	1
209	209	Seat belt assemblies	1
210	210	Seat belt assembly anchorages	1
302	302	Flammability of interior materials	1

*1 TYPE 1, 2 or 3 numbers to the right hand side of the table above designate the appropriate paragraph in the CMVSS or FMVSS standards that follow.

*2 CFR Title 49 Transportation Part 565

Statements Regarding Canada Motor Vehicle Safety Standards (CMVSS), and Federal Motor Vehicle Safety Standards (FMVSS).

CMVSS 101 and FMVSS 101 – CONTROLS AND DISPLAYS Applies to all models of incomplete vehicles contained in this book with a 4536 kg (10,000 lb) GVWR or more

TYPE 1 The following statement is applicable to all models of incomplete vehicles contained in this book with a GVWR of more than 4536 kg (10,000 lb) (unless otherwise noted on the cover).

This incomplete vehicle, when completed, will conform to CMVSS 101 and FMVSS 101 providing no alterations are made which affect this location, identification, or illumination of the controls and displays identified below or the location, travel and type of seat. If the seat is installed by the final stage manufacturer, the visibility and operation of the controls and displays listed below must meet the requirements of the standard:

Vehicle and system controls and displays including:

Accelerator	Horn control
Brake failure warning	Ignition switch (engine start & stop control)
* Brake failure displays	Illumination intensity control
Clutch	Low fuel indicator
Driver's sunvisor	Manual/automatic transmission shift lever
Electrical charge indicator	* Odometer
Engine coolant temperature display	Engine oil pressure display
Engine idle speed control	Service brake
Fuel level display	* Speedometer
Hazard warning control & indicator	Steering wheel
Master lighting switch (includes clearance lamp, identification lamp, and tail lamp control)	Turn signal, control & indicator
Heating & air conditioning system control	Windshield defrosting & defogging controls
Heating system & air conditioning system fan	Windshield washer control
Gear position display	Windshield wiper control
High beam indicator & control	Anti-lock brake failure warning display
DPF (Diesel Particulate Filter) Gauge	Multi information display (MID)
	DEF (Diesel Exhaust Fluid) Gauge

If the intermediate or final stage manufacturer installs any of the above controls and displays, those controls and displays will also have to meet the requirements of this standard.

* For CMVSS only, when Canadian option is specified.

**CMVSS 102 and FMVSS 102 – TRANSMISSION SHIFT LEVER SEQUENCE,
STARTER INTERLOCK AND TRANSMISSION BRAKING EFFECT**
Applies to all models of incomplete vehicles contained in this book

TYPE 1 The following statement is applicable to all incomplete vehicle models contained in this book (unless otherwise noted on the cover).

This incomplete vehicle, when completed, will conform to CMVSS 102 and FMVSS 102 providing no alterations are made which affect the function, physical, chemical, or mechanical properties, environment, location or vital spatial clearances of the components, assemblies or systems including but not limited to those listed below (if equipped):

Transmission control and identification system, including but not limited to:

- Automatic transmission assembly (A/T)
- A/T control from floor shift mechanism to transmission linkage
- A/T floor shift mechanism
- A/T neutral safety switch assembly and wire
- A/T position indicator dial
- A/T position indicator (pointer)
- A/T position indicator actuating linkage
- Chassis wiring harness
- Transmission shift position pattern (knob, plate or label)

CMVSS 103 and FMVSS 103 – WINDSHIELD DEFROSTING AND DEFOGGING SYSTEMS
Applies to all models of incomplete vehicles contained in this book

TYPE 1 The following statement is applicable to all models of incomplete vehicles contained in this book (unless otherwise noted on the cover).

This incomplete vehicle, when completed, will conform to CMVSS 103 and FMVSS 103 providing no alterations are made which affect the function, physical, chemical, or mechanical properties, environment, location or vital spatial clearances of the components, assemblies or systems including but not limited to those listed below (if equipped):

Windshield defrosting and defogging systems, including but not limited to:

- Chassis and instrument panel wiring harness assembly
- Defroster air distributor assembly (manifold)
- Defroster air duct assembly
- Defroster air hoses – manifold to nozzle
- Defroster air to windshield outlet assembly (nozzle)
- Defroster outlet to heater assembly adapter
- Engine water outlet thermostat assembly
- Heater & defroster assembly – including motor & blower
- Heater & defroster control (mechanical)
- Heater blower motor resistor assembly (blower speed control)
- Heater & water hoses and hose assemblies
- Heater water inlet valve control
- Windshield assembly

CMVSS 104 and FMVSS 104 – WINDSHIELD WIPING AND WASHER SYSTEMS
Applies to all models of incomplete vehicles contained in this book

TYPE 1 The following statement is applicable to all models of incomplete vehicles contained in this book (unless otherwise noted on the cover).

This incomplete vehicle, when completed, will conform to CMVSS 104 and FMVSS 104 providing no alterations are made which affect the function, physical, chemical, or mechanical properties, environment, location or vital spatial clearances of the components, assemblies or systems including but not limited to those listed below (if equipped):

Windshield wiping and washing systems, including but not limited to:

Chassis wiring harness	Windshield wiper linkage assembly
Washer reservoir cap	Windshield wiper and washer control
Water reservoir filler assembly	Windshield wiper and washer motor and pump assembly
Windshield assembly	Windshield washer fluid reservoir
Windshield wiper arm assembly	Windshield washer system hoses
Windshield wiper blade assembly	Windshield washer nozzle

CMVSS 105 and FMVSS 105 – HYDRAULIC BRAKE SYSTEMS
Applies to all models of incomplete vehicles contained in this book

TYPE 2 The following statement is applicable to all models of incomplete vehicles contained in this book (unless otherwise noted on the cover).

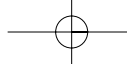
This incomplete vehicle, if equipped with hydraulic brakes, when completed, will conform to CMVSS 105 and FMVSS 105 providing no alterations are made which affect the function, physical or mechanical properties, environment, location or vital spatial clearances of the components, assemblies or systems identified below. In addition, the maximum vertical center of gravity specified below must not be exceeded at maximum GVWR and rated front and rear GAWR.

Center of Gravity:

<u>Application</u>	<u>Maximum Center of Gravity millimeter (inches) above ground</u>
3500/3500HD/4500/4500HD/4500XD/ 5500HD/5500XD	1600 mm (63")

Hydraulic Brake Systems, including but not limited to:

- Hydraulic brake lines, fittings and routings including gauges, warning devices and warning statements
- Hydraulic brake valves and components
- Hydraulic brake reservoir
- Service and/or parking brake assemblies and components (Power boosters, master cylinder, ABS module, calipers, wheel cylinders, etc.)
- Tires
- Wheelbases
- Brake pedal, brake light switch, parking brake hand level and switch, and related mechanical components
- Brake and ABS warning light
- Vacuum pump, tank, pipes and hoses (including warning devices and statements)
- Master cylinder reservoir warning statement
- Hydraulic booster pump, pipes, hoses and reservoir (including warning devices)



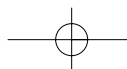
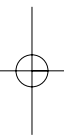
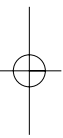
CMVSS 106 and FMVSS 106 – BRAKE HOSES
Applies to all models of incomplete vehicles contained in this book

TYPE 1 The following statement is applicable to all models of incomplete vehicles contained in this book (unless otherwise noted on the cover).

This incomplete vehicle, when completed, will conform to CMVSS 106 and FMVSS 106 providing no alterations are made which affect the function, physical, chemical, or mechanical properties, environment, location or vital spatial clearances of the components, assemblies or systems including but not limited to those listed below:

Hydraulic Air, and Vacuum Brake Hoses
Hoses and hose end fittings
Labeling requirements

Brake Hose Assemblies – and Brake Hose
End Fittings



**CMVSS 108 and FMVSS 108 – LAMPS, REFLECTIVE DEVICES
AND ASSOCIATED EQUIPMENT**
Applies to all models of incomplete vehicles contained in this book

TYPE 2 The following statement is applicable to all models of incomplete vehicles contained in this book (unless otherwise noted on the cover).

This incomplete vehicle, when completed, will conform to CMVSS 108 and FMVSS 108 providing it is completed in accordance with the following specific conditions by the final stage manufacturer:

- 1) Body width must be between 2.032 m (80") and 2.438 m (96"). (2.184 m (86") MIN Body Width For Crew Cab).
- 2) Each of these devices must be properly installed on the completed vehicle and meet all the requirements of CMVSS 108 and FMVSS 108:
 - a. The following devices, when provided, located and/or wired by Isuzu Motors for General Motors meet the requirements of this standard.
 - Cab roof clearance and ID lamps (front)
 - Headlamps (Headlamps or Daytime running lamps)
 - Side marker lamp (Front)
 - Side reflex reflectors (front)
 - Turn signal flasher
 - Turn signal lamps (front)
 - Turn signal operating unit
 - Vehicle hazard warning signal operating unit
 - Vehicle hazard warning signal flasher
 - b. The following lamps and reflective devices are temporarily mounted on this incomplete vehicle as required for transportation. When relocating them, intermediate or final stage manufacturers must refer to the General Motors Body Builders Manual and assure conformance with the location, visibility, and operational requirements of CMVSS 108 and FMVSS 108.
 - License plate lamp
 - Rear combination lamps (tail lamps, stop lamps, turn signal lamps and back-up lamps)
 - Reflex reflectors (rear)
 - c. No part of the completed vehicle shall be installed so as to prevent any of the devices listed in (a) or (b) above from meeting their required photometric output at the specified test points. If such interference exists, the applicable devices may have to be relocated or additional devices added to meet the requirements of CMVSS 108 and FMVSS 108:
 - Any CMVSS 108 and FMVSS 108 part shall not be painted.
 - d. The following devices are not installed on this incomplete vehicle or supplied by General Motors. When added by intermediate or final stage manufacturers, they must also meet the requirements of CMVSS 108 and FMVSS 108:
 - Clearance lamps (rear)
 - Identification lamps (rear)
 - Side reflex reflectors (rear)
 - Side marker lamps (rear)
 - e. The following additional devices must be installed on the van body and meet all requirements of this standard if the overall vehicle length is 9.1 m (30 feet) or greater.
 - Intermediate side marker lamps
 - Intermediate side reflex reflectors
- 3) No alterations (other than any relocation of Items in 2) b.) which may be necessary for conformance to CMVSS 108 and FMVSS 108 should be made which affect the location, mounting surfaces, function, environment or visibility clearance of the above listed devices which have been installed on this incomplete vehicle.

CMVSS 111 and FMVSS 111 – REARVIEW MIRRORS
Applies to all models of incomplete vehicles contained in this book

TYPE 1 The following statement is applicable to all models of incomplete vehicles contained in this book (unless otherwise noted on the cover of this document).

This incomplete vehicle, when completed, will conform to FMVSS 111 providing no alterations or substitutions are made to the outside rearview mirrors, the driver's seat location is not altered, and the body is installed symmetrical about the vehicle centerline. The overall width should be no greater than;

<u>Model</u>	<u>Width Limit millimeter (inches)</u>	<u>Width Limit with 102" wide mirror brackets millimeter (inches)</u>
3500/3500HD/4500/4500HD 4500XD/5500HD/5500XD	2438 mm (96")	2590 mm (102")

CMVSS 115 and 49 CFR 565 – VEHICLE IDENTIFICATION NUMBER
Applies to all models of incomplete vehicles contained in this book

TYPE 1 The following statement is applicable to all models of incomplete vehicles contained in this book (unless otherwise noted on the cover).

This incomplete vehicle, when completed, will conform to CMVSS 115 providing no alterations are made which affect the function, physical, chemical, or mechanical properties, environment, location or vital spatial clearances of the components, assemblies or systems including but not limited to those listed below:

VIN plate	The vehicle identification number
VIN plate fasteners	

CMVSS 116 and FMVSS 116 – MOTOR VEHICLE BRAKE FLUIDS
Applies to all models of incomplete vehicles contained in this book

TYPE 1 The following statement is applicable to all models of incomplete vehicles contained in this book (unless otherwise noted on the cover).

This incomplete vehicle, when equipped with approved hydraulic brake fluid will conform to CMVSS 116 and FMVSS 116 providing no alterations are made which affect the physical or chemical properties of the brake fluid.

**CMVSS119 and FMVSS119 - NEW PNEUMATIC TIRES FOR MOTOR VEHICLES WITH A GVWR OF MORE THAN 4,536
KILOGRAMS (10,000 POUNDS) AND MOTORCYCLES**
Applies to all models of incomplete vehicles contained in this book

TYPE 1 The following statement is applicable to all models of incomplete vehicles contained in this book (unless otherwise noted on the cover).

This incomplete vehicle, when completed, will conform to CMVSS119 and FMVSS119 providing no alternation are made which affect the function, physical , chemical or mechanical properties, environment, location or vital spatial clearance of the components, assemblies or systems including but not limited to those listed below:

Tires

Wheels

**CMVSS 120 and FMVSS 120 – TIRE SELECTION AND RIMS FOR VEHICLES
OTHER THAN PASSENGER CARS**
Applies to all models of incomplete vehicles contained in this book

TYPE 2 The following statement is applicable to all models of incomplete vehicles contained in this book (unless otherwise noted on the cover).

This incomplete vehicle, when completed, will conform to CMVSS 120 and FMVSS 120

Providing:

A. No alterations are made which affect the function, physical or mechanical properties, environment, location or vital spatial clearances of the components, assemblies or systems including but not limited to:

Wheels

Tires

B. GVWR, GAWR front and rear weight ratings as listed on the incomplete vehicle label affixed to the front cover of this document must not be exceeded.

C. The tire and wheel information shown on the incomplete vehicle label must be transferred to the final stage manufacturer's Certification label or Tire Information Label providing no equipment changes are made.

CMVSS 124 and FMVSS 124 – ACCELERATOR CONTROL SYSTEMS
Applies to all models of incomplete vehicles contained in this book

TYPE 1 The following statement is applicable to all models of incomplete vehicles contained in this book (unless otherwise noted on the cover).

This incomplete vehicle, when completed, will conform to CMVSS 124 and FMVSS 124 providing no alterations are made which affect the function, physical chemical, or mechanical properties, environment, location, or vital spatial clearances of the components, assemblies or systems including but not limited to those listed below:

Accelerator/throttle control systems, including but not limited to:

Accelerator Control Systems, including but not limited to:

DIESEL VEHICLES	{	Accelerator pedal and attachments
		Accelerator lever and supporting bracket assembly
		Accelerator cable, support brackets, and seals
		Accelerator return spring(s)
		Attachment to injection pump lever - pin, hole, or ball stud
		Downshift switch
		Idling control cable assembly

GASOLINE VEHICLES	{	Accelerator pedal and attachments
		Accelerator lever and supporting bracket assembly
		Accelerator return spring(s)

CMVSS 205 and FMVSS 205 – GLAZING MATERIALS
Applies to all models of incomplete vehicles contained in this book

TYPE 1 The following statement is applicable to all models of incomplete vehicles contained in this book (unless otherwise noted on the cover).

This incomplete vehicle, when completed, will conform to CMVSS 205 and FMVSS 205 providing no alterations are made which affect the function, physical chemical, or mechanical properties, environment, location, or vital spatial clearances of the components, assemblies or systems including but not limited to those listed below:

Glazing material	Visibility of the monogram
Driver's Seat Reference Point (SgRP)	

Final compliance with CMVSS 205 and FMVSS 205 is the responsibility of the final stage manufacturer for any modifications, or added material, parts, components, or systems.

TYPE 3 The following statement is applicable to all types of incomplete vehicles contained in this document with a driver's seat delete option (unless otherwise noted on the cover).

Conformity with section S5.3 of CMVSS 205 and FMVSS 205 cannot be determined based upon the components supplied on the incomplete vehicle, and General Motors makes no representation to conformity with the standard.

CMVSS 206 and FMVSS 206 – DOOR LOCKS AND DOOR RETENTION COMPONENTS
Applies to all models of incomplete vehicles contained in this book

TYPE 1 The following statement is applicable to all models of incomplete vehicles contained in this book (unless otherwise noted on the cover of this document).

This incomplete vehicle, when completed, will conform to CMVSS 206 and FMVSS 206 providing no alterations are made which affect the function, physical, chemical, or mechanical properties, environment, location or vital spatial clearances of the components, assemblies or systems including but not limited to those listed below:

- Door lock
- Door latch
- Door latch striker plate
- Door hinge
- Inside lock control linkage
- Exterior door handles

If the intermediate or final stage manufacturer installs any additional doors, they must also meet the requirements of this standard.

CMVSS 207 and FMVSS 207 – ANCHORAGE OF SEATS
Applies to all models of incomplete vehicles contained in this book

TYPE 1 The following statement is applicable to all models of incomplete vehicles contained in this book (unless otherwise noted on the cover of this document).

This incomplete vehicle, when completed, will conform to CMVSS 207 and FMVSS 207 providing no alterations are made which affect the function, physical, chemical, or mechanical properties, environment, location or vital spatial clearances of the components, assemblies or systems including but not limited to those listed below:

Seating systems, including but not limited to:

Floor pan assemblies	Seat assembly
Folding seat or seat back latch assembly	Seat or seat back latch assembly
Seat adjuster assembly	Seat or seat back latch release control
Seat anchorage's brackets reinforcements, attachment hardware, etc.	Seat or seat back latch striker
	Seat riser

CMVSS 208 and FMVSS 208 – OCCUPANT CRASH PROTECTION
Applies to all models of incomplete vehicles contained in this book

TYPE 1 The following statement is applicable to all models of incomplete vehicles contained in this book (unless otherwise noted on the cover).

This vehicle, when completed, will conform to the seat belt provision sections of CMVSS 208 and FMVSS 208 providing no alterations are made which affect the function, physical, chemical, or mechanical properties, environment, location or vital spatial clearances of the components, assemblies or systems installed by Isuzu Motors for General Motors including but not limited to the location or configuration of the designated seats/seating positions or to the number, placement, installation or model number of the seat belt assemblies of this incomplete vehicle.

CMVSS 209 and FMVSS 209 – SEAT BELT ASSEMBLIES
Applies to all models of incomplete vehicles contained in this book

TYPE 1 The following statement is applicable to all models of incomplete vehicles contained in this book (unless otherwise noted on the cover).

The seat belt assembly provided by Isuzu Motors for General Motors when mounted to its original attachments locations, at any designated seating position, will conform to CMVSS 209 and FMVSS 209 providing no alterations are made which affect the function, physical, chemical, or mechanical properties environment, location or vital spatial clearances of the components, assemblies or systems including but not limited to those listed below:

Seat belt assemblies	Seat assemblies
Seat belt anchorages	Seat anchorages
Owner manual instructions	

CMVSS 210 and FMVSS 210 – SEAT BELT ASSEMBLY ANCHORAGES
Applies to all models of incomplete vehicles contained in this book

TYPE 1 The following statement is applicable to all models of incomplete vehicles contained in this book (unless otherwise noted on the cover).

This incomplete vehicle, when completed, will conform to CMVSS 210 and FMVSS 210 providing no alterations are made which affect the function, physical, chemical, or mechanical properties, environment, location or vital spatial clearances of the components, assemblies or systems including but not limited to those listed below:

Seat assemblies	Seat belt anchorage brackets, plates, and – reinforcements
Seat belt assemblies	
Floor pan assembly	Child restraint system including anchorages, – brackets, plates and reinforcements
Seat position/adjustment capability	
Seat belt routing	

CMVSS 302 and FMVSS 302 – FLAMMABILITY OF INTERIOR MATERIALS
Applies to all models of incomplete vehicles contained in this book

TYPE 1 The following statement is applicable to all models of incomplete vehicles contained in this book (unless otherwise noted on the cover).

This incomplete vehicle, when completed, will conform to CMVSS 302 and FMVSS 302 providing no alterations are made which affect the function, physical, chemical, or mechanical properties, environment, location or vital spatial clearances of the components, assemblies or systems including but not limited to those listed below, and installed by Isuzu Motors for General Motors:

- Seat assemblies
- Seat cushions
- Seat backs
- Seat belts
- Headlining
- Arm rests
- Compartment shelves
- Head restraints
- Floor coverings
- Sun visors
- Shades
- Wheel housing covers
- Engine compartment covers
- Instrument panel
- Console
- Rear Organizer
- All trim panels including door, front, rear and side panels
- Any other interior materials, including padding and crash deployed elements that are designed to absorb energy on contact by occupants in the event of a crash.

PART II

U.S. EPA, CALIFORNIA, AND CANADIAN EXHAUST & EVAPORATIVE EMISSION REQUIREMENTS AND ON-BOARD DIAGNOSTIC SYSTEM (OBDII/HD-OBD) REQUIREMENTS

To assure that U.S. EPA, California, and Canada emission certificate requirements and OBDII/HD-OBD requirements are met, this incomplete vehicle (except where noted) must be completed in strict accordance with all instructions contained in this document, especially the following instructions which relate to:

- A. Exhaust emission related components
- B. Noise

(A) EMISSION RELATED COMPONENTS

TYPE 1 The following statement is applicable to all models of incomplete vehicles contained in this book (unless otherwise noted on the cover).

1. This incomplete vehicle, when completed, conforms to U.S. EPA, CALIFORNIA, AND CANADIAN EXHAUST & EVAPORATIVE EMISSION REQUIREMENTS providing no alterations are made which affect the function, physical, chemical, or mechanical properties, environment, location or vital spatial clearances of the components, assemblies or systems including but not limited to those listed below (if equipped), and installed by Isuzu Motors for General Motors:

Air inlet system	Clean Idle System
Catalytic converter	Exhaust system
Coolant temperature sensor	*1 Evaporative emission control system (†)
Crankcase emission control system	Fuel injection system
Diesel fuel injection components/controls	Fuel system
Engine assembly	Ignition system (†)
Engine electronics (ECM/PCM/VCM)	Intake manifold
Engine speed sensor	Turbocharger and associated equipment/controls
EGR system	MAF Sensor
Exhaust emission control system	DPF (Diesel Particulate Filter) system (††)
Charge Air Cooler and related system	SCR (Selective Catalytic Reduction) system (††)
Transmission Control Module (TCM)	*2 Low Rolling Resistant Tires
Exhaust oxygen sensors (if equipped)	*3 Air Roof Fairing (††1)
Exhaust Braking System (if equipped)	A/C System(if equipped)

† Gasoline Engine

†† Diesel Engine

††1 If required on 3500HD Diesel \leq 14k lbs GVWR.

- *1 All Federal/California gasoline powered heavy duty vehicles will have an evaporative emission control system that is certified for a fuel tank capacity not to exceed the amount shown on Vehicle Evaporative Emission Control Information Label. Persons wishing to add fuel tank capacity above the amount shown must contact California Air Resources Board and/or submit a written statement to the EPA Administrator that the Hydrocarbon Storage System has been upgraded according to the requirements of 40 CFR 86-095-35(g)(2).
- *2 All Federal certified heavy duty vehicles are required to meet Federal Green House Gas (GHG) requirements with original tires. Please check the Vehicle Emission Label located either on driver's side door or inside the engine compartment.
- *3 3500HD Diesel with GVWR \leq 14k lbs, incomplete vehicle, is certified using Federal and California chassis certification protocol and requires vehicle weight and frontal area restrictions to retain emission certification. It is the responsibility of the intermediate or final stage manufacturer to ensure that the maximum completed vehicle curb weight and frontal area specified by General Motors are not exceeded. The frontal area and unloaded vehicle weight information can be found on the Vehicle Emission Control Information label, which is located in the engine compartment.

2. Conformance to U.S. EPA, California, and Canadian Exhaust & Green House Gas Emission requirements and restrictions for vehicles with GVW 14,000 lbs or less.

ORIGINAL TIRES for compliance to GHG requirements are:

Diesel engine vehicle:

Tire size	Tire maker	Tire name	Rolling resistance	GVWR	
				≤ 14k lbs	> 14k lbs
LT 215/85R16E	BRIDGESTONE CORPORATION	Duravis R250	LRRR	•	•
	THE YOKOHAMA RUBBER CO., LTD.	TY213A MC2	LRRR	•	•
225/70R19.5F	BRIDGESTONE CORPORATION	M895Z	LRRR		•
	THE YOKOHAMA RUBBER CO., LTD.	TY287 MC2	LRRR		•

Gasoline engine vehicle:

Tire size	Tire maker	Tire name	Rolling resistance	GVWR	
				< 14k lbs	> 14k lbs
LT 215/85R16E	THE YOKOHAMA RUBBER CO., LTD.	TY213A MC2	LRRR	•	
225/70R19.5F	THE YOKOHAMA RUBBER CO., LTD.	TY287 MC2	LRRR		•
225/70R19.5G	CONTINENTAL CORPORATION	HSR	LRRR		•
	THE GOODYEAR TIRE & RUBBER CO.	G647 RSS	LRRR		•

FRONTAL AREA AIR ROOF FAIRING REQUIREMENTS (NPR Diesel ≤ 14k GVWR)

When installing a body that requires an air roof fairing, please contact General Motors for approval. For a listing of available body sizes or confirm the calculation of the frontal Area value of your vehicle visit the General Motors Upfitter website at <http://www.gmupfitter.com>.

MODEL	MAXIMUM CURB WEIGHT	FRONTAL AREA AIR ROOF FAIRING REQUIREMENT	
		< 79.9 ft ²	> 79.9 ft ² to 84.8 ft ² max.
3500HD Diesel (GVW 13,000 lbs.)	12,051 lbs.	NO	YES
4500HD Diesel (GVW 14,000 lbs.)	12,051 lbs.	NO	YES

Any vehicle with a frontal area greater than 79.9 ft² to 84.8 ft² (max) without air roof fairing, is a violation of the Clean Air Act, subject to civil penalties.

3. Compliance with applicable fuel evaporative emission regulations will be maintained if no alterations are made to the fuel filler neck(s).

Compliance with applicable fuel evaporative emission regulations will be maintained if no alterations are made to change material or increase the size or length of the following nonmetallic fuel and evaporative emission hoses.

- Fuel feed hoses front and rear
- Fuel return hoses front and rear
- Fuel tank filler hoses to filler neck
- Fuel tank vent hoses to filler neck
- Fuel vapor lines at canister
- Fuel vapor lines from engine to chassis pipes
- Fuel vapor lines from fuel tank sender to chassis pipes

SPECIFICATION FOR FILL PIPES AND OPENINGS OF MOTOR VEHICLE FUEL TANKS (APPLICABLE ONLY TO CALIFORNIA GASOLINE POWERED VEHICLES)

TYPE 1 The following statement is applicable to all models of incomplete vehicles contained in this book (unless otherwise noted on the cover).

This incomplete vehicle, when completed, will conform to Title 13, California Administrative Code Chapter 3 Air Resources Board Subchapter 7, "Specifications for Fill Pipes and Openings of Motor Vehicle Fuel Tanks", if no alterations are made to the fuel filler neck(s).

LABELS

TYPE 1 The following statement is applicable to all models of incomplete vehicles contained in this book (unless otherwise noted on the cover).

The emission control related information labels and ultra low sulfur diesel fuel label that are permanently affixed are required by government regulation and must not be obstructed from view or defaced so as to impair its visibility or legibility.

VERTICAL EXHAUST SYSTEM

TYPE 2 The following statement is applicable to all models of incomplete vehicles contained in this book (unless otherwise noted on the cover).

This incomplete vehicle, when completed with the vertical exhaust system, will conform to the above standard providing it is completed by the final stage manufacturer in accordance with the following specific conditions:

- a. the incomplete vehicle manufacturer's vertical exhaust system kit is used, and
- b. the vertical exhaust system kit is installed to the vehicle in accordance with the incomplete vehicle manufacturer's instructions

For more information on the kit and instructions, please call the telephone number shown on page 1.

(B) NOISE

CMVSS 1106 – EXTERIOR NOISE

Applies to all models of incomplete vehicles contained in this book

TYPE 1 The following statement is applicable to all models of incomplete vehicles (unless otherwise noted on the cover of this document).

- A. This incomplete vehicle, when completed, will conform to the above standards providing no alterations are made which affect the function, physical, chemical, or mechanical properties, environment, location or vital spatial clearances of the components, assemblies or systems including but not limited to those listed below:

Exhaust System	Powertrain cooling fan
Tires (including correct tire pressure)	Intake system
Engine assembly	Axle
Transmission assembly	Catalytic converter and its location (if equipped)
Diesel Particulate Filter (DPF)	Selective Catalytic Reduction (SCR) System
Exhaust Braking System (if equipped)	

- B. Final compliance with CMVSS 1106 is the responsibility of the final stage manufacturer for any modifications, or added material, components, or systems.

PART III

INTERFERENCE CAUSING EQUIPMENT STANDARD – ICES-002

Applies to all models of incomplete vehicles except vehicles equipped with diesel engines contained in this book

TYPE 1 The following statement is applicable to all models of incomplete vehicles except vehicles equipped with diesel engines (unless otherwise noted on the cover of this document).

This incomplete vehicle, when completed, will conform to the above regulations providing no alterations are made which affect the function, physical, chemical, or mechanical properties, environment, location or vital spatial clearances of the components, assemblies or systems including but not limited to those listed below:

Ignition wires & plugs

Spark plug wires

Ignition coil(s)