



2 0 2 3

EXPRESS VAN PASSENGER



Shown with equipment from independent suppliers not covered by the GM New Vehicle Limited Warranty. GM is not responsible for the safety or quality of independent supplier alterations.



About This Publication

This catalog is not updated during the model year and should not be used for ordering purposes. It is intended as a source of basic information. All illustrations and specifications in this literature are based on the latest product information available at the time of publication. General Motors reserves the right to make changes at any time without notice. For further details, consult your local dealer.

Care must be taken during customer installation of equipment and wiring to ensure that all holes drilled in the body are corrosion protected, properly sealed and that vehicle wiring harnesses, piping or other components have not been displaced or damaged. Aftermarket equipment installers must be mindful of applicable Federal Motor Vehicle Safety Standards. This information can be obtained directly from the National Highway Traffic Safety Administration. Adding non-dealer accessories or making modifications to the vehicle can affect vehicle performance, aerodynamics, and overall top speed. Please return all police vehicles to factory condition and settings upon decommissioning to prevent civilians from using these new 2023 calibrations, lighting and other features intended only for police and emergency customers. Wiring connection or splice changes are to be removed before the vehicle is returned to civilian use.

These vehicles are equipped with an airbag system. The airbag system in your police vehicle includes frontal driver and front outboard passenger airbags, front seat back side impact airbags and roof rail mounted head-curtain airbags. Customer installed equipment such as security barriers behind the front seats should not be mounted so that the barrier ends are within the side airbag deployment zones. The sensors and other components for the airbag system must not be relocated to accommodate the installation of customer furnished equipment; please refer to the service manual for sensor and other component locations. For information concerning instrument panel top pad mounted equipment and airbag system deployment zones, see the airbag information section in this catalog and the vehicle owners manual.

A note about vehicle alterations by independent suppliers: This catalog shows pictures of vehicles that have been altered or upfitted with equipment or components supplied to Chevrolet or its dealers by independent suppliers. GM is not responsible for the safety or quality of design features, materials or workmanship of any alterations by third parties.

Copyright 2022 General Motors. All rights reserved. Chevrolet and the Chevrolet Emblem are registered trademarks of General Motors LLC.

INDEX

2023 EXPRESS PASSENGER VAN

- **UPDATES FOR 2023 EXPRESS PASSENGER VAN**
- **STANDARD 1LS FEATURES**
- **COLORS & INTERIOR TRIM**
- **OPTIONAL EQUIPMENT**
- **POWERTRAIN / TRANSMISSION RATINGS /
GCWR RATINGS / EMISSIONS**
- **SPECIFICATIONS**
- **GENERAL MOTORS FLEET OnStar^{1®}
SIRIUS XM² RADIO
AND OnStar^{1®} VEHICLE INSIGHTS**
- **AIRBAG³ DIMENSIONS**
- **AIRBAGS³ FAQ**
- **STABILITRAK**
- **LIMITED WARRANTY**

1. Connected services vary by vehicle model and require active service plan, working electrical system, cell reception and GPS signal. Does not include emergency or security services. Services subject to user terms and limitations. Data plans offered by AT&T. See gmfleet.com/connected services for details. Availability subject to change. OnStar Connected Services availability subject to change. **2.** SiriusXM[®] Platinum Plan 3-month trial subscription included if you decide to continue service after your trial, your selected subscription plan will automatically renew thereafter. You will be charged at then-current rates. Fees and taxes apply. To cancel you must call SiriusXM at 1-866-635-2349. See SiriusXM Customer Agreement for complete terms at SiriusXM.com. All fees and programming subject to change. ©2018 Sirius XM Radio Inc. All rights reserved. **3.** Always use seat belts and child restraints. Children are safer when properly secured in a rear seat in appropriate child restraint. See the Owner's Manual for more information.



UPDATES FOR 2023

DELETIONS

- **(LWN) Engine, 2.8L Duramax Turbo-Diesel**
- **(K08) Auxiliary heat exchanger**
- **(E48) Radiator grille cover**
- **(MQD) Transmission, 8-speed automatic**
- **Exhaust brake**
- **(UXZ) Audio system, radio provision**
- **(R9Y) Fleet Free Maintenance Credit**

NOTE: This vehicle is not designed nor intended for use in high speed emergency vehicle operations. Model CG23406 (1LS) Regular Wheelbase 2500 Series (Also available in 1LT Model) Model CG33406 (1LS) Regular Wheelbase 3500 Series (Also available in 1LT Model) Model CG33706 (1LS) Extended Wheelbase 3500 Series (Also available in 1LT Model)

STANDARD EXPRESS 1LS INTERIOR FEATURES

AIR CONDITIONING	Single-zone manual. Includes Rear Air Conditioning and Rear Auxiliary Heater
ASSIST HANDLE	Driver and front passenger
AUDIO SYSTEM FEATURES	AM/FM stereo with MP3 player, seek-and-scan, digital clock, TheftLock, random select, auxiliary jack and 2 front door speakers. Model: 'LS' CG23406 Not available with (U2K) SiriusXM ² Radio or (WP9) Communications Package. All other models: Not available with (U2K) SiriusXM ² Radio
CONSOLE	Engine cover with open storage bin on 'LS' Models.
CRUISE CONTROL	Available on CG23406 LS model. Standard on all other models.
CONVENIENCE PACKAGE	Includes (A31) power windows and (AU3) power door locks
CUP HOLDERS	Three on engine console cover
DEFOGGERS	Front and side windows, (C49) Rear Defogger optional
DRIVER CONVENIENCE PKG.	Includes Tilt-Wheel and (K34) cruise control. Included with (WP9) Communications Package, (WPD) Safety Package or (ZL3) Enhanced Convenience Package. Available CG23406 'LS' Model. Standard on all other models
DRIVER INFORMATION CENTER	Includes fuel range, average speed, oil life, tire pressure monitoring, fuel used, ice warning, engine hours, average fuel economy, tachometer, and maintenance reminders. Compass and outside temperature available if equipped.
WI-FI® HOTSPOT²	Can connect up to 7 devices; includes data trial for 1 month or 3GB (whichever comes first). Available Wi-Fi requires compatible mobile device, active OnStar ¹ service and data plan. Data plans provided by AT&T. Visit www.gmfleet.com/technology/connected-vehicle.html for details and system limitations
FLOOR COVERING	Full-length Black rubberized-vinyl standard on 'LS' Models.
LIGHTING	Interior with 2 dome lights, defeat switch and door handle-activated switches. Includes auxiliary reading and underhood light.
MIRROR	Inside rearview, with Rear Vision Camera ³ display
ONSTAR®¹	Fleet orders receive a 3-month trial of Fleet connected services and 3 months of Fleet Safety & Security plan coverage. Connected services include navigation services, Remote Access Plan and 1 month or 3GB of data (whichever comes first) from vehicle delivery date. Data plans offered by AT&T. Certain services require working electrical system, cell service and GPS signal. OnStar ¹ links to emergency services. See www.gmfleet.com/technology/connected-vehicle.html for details and limitations
POWER OUTLETS	Two auxiliary on engine console with cover 12-volt and 120-volt power outlet
REAR VISION CAMERA³	While in Reverse, provides driver a view of the scene directly behind the vehicle on the inside rear-view mirror to help park and avoid nearby objects. (see illustration section for description)
RESTRAINT SYSTEM⁴	Three point seat belts for driver and front outboard passenger with pretensioners and seat belts for all other designated seating positions. Driver and front outboard passenger frontal airbags with front outboard passenger airbag On-Off switch, driver and front outboard passenger knee bolsters and driver and front outboard passenger seat-mounted side impact airbags. For the Express Passenger Van; roof rail-mounted head curtain airbags provide coverage for the first three rows only. Enhanced technology glass is provided for the fourth and fifth rows
SEATS, FRONT	"LS" Model - Front bucket with vinyl trim and head restraints, includes inboard armrests Requires vinyl interior trim. When ordering a seating arrangement that includes rear seats, includes rear bench seats with vinyl trim. Head restraints are not available on rear bench seats.
SEATS, REAR	12-passenger, (2-3-3-4 seating configuration), 4-passenger seat is a 50/50 split, 2-piece configuration
SPEEDOMETER/CLUSTER	Analog with speedometer, odometer, trip odometer, fuel level, volt meter, engine temperature and oil pressure
THEFT DETERRENT SYSTEM	Vehicle Immobilizer (prevents vehicle start without correct key or remote) and Content Theft System (unauthorized entry, or entry without use of keyless remote fob, sounds horn and lamps flash). See your Owner's Manual for System operation information
VISORS	Driver and front passenger, padded with cloth trim and dual vanity mirrors, illuminated on passenger-side.
WARNING TONES	Headlamp on and key-in-ignition

¹. Connected services vary by vehicle model and require active service plan, working electrical system, cell reception and GPS signal. Does not include emergency or security services. Services subject to user terms and limitations. Data plans offered by AT&T. See gmfleet.com/connected-services for details. Availability subject to change. OnStar Connected Services availability subject to change.

². SiriusXM® Platinum Plan 3-month trial subscription included if you decide to continue service after your trial, your selected subscription plan will automatically renew thereafter. You will be charged at then-current rates. Fees and taxes apply. To cancel you must call SiriusXM at 1-866-635-2349. See SiriusXM Customer Agreement for complete terms at SiriusXM.com. All fees and programming subject to change. ©2018 Sirius XM Radio Inc. All rights reserved. ³. Safety or driver assistance features are no substitute for the driver's responsibility to operate the vehicle in a safe manner. The driver should remain attentive to traffic, surroundings and road conditions at all times. Visibility, weather, and road conditions may affect feature performance. Read the vehicle's owner's manual for more important feature limitations and information. ⁴. Always use seat belts and child restraints. Children are safer when properly secured in rear seat in the appropriate child restraint. See the Owner's Manual for more information.

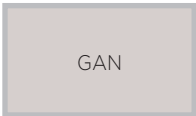
STANDARD EXTERIOR FEATURES ON THE 1LS PASSENGER VAN

BUMPER, FRONT	Painted, Black. Deleted when (V37) front and rear chrome bumpers is ordered.
BUMPER, REAR	Painted, Black with step pad. Deleted when (V37) front and rear chrome bumpers is ordered.
DOOR LOCKS	Power with lock-out protection NOTE: Does not include (ATG) Remote Keyless Entry. (ATG) Remote Keyless Entry must be ordered separately on 'LS' Models
DOOR	Swing-out passenger-side, 60-40 split
FRONT LICENSE PLATE	Front license plate kit
FUEL FILL	Fuel filler with cap. NOTE: Overfilling the fuel tank by more than three clicks of a standard fill nozzle may cause vehicle performance issues, including engine stalling and damage to the fuel system, fuel spills, potential fuel fires"
GLASS	Solar-Ray deep-tinted (all windows except light-tinted glass on windshield and driver- and front passenger-side glass) Enhanced-technology, rear most side windows. 3-layer special glass is designed to help reduce the risk of ejection during a crash.
GLASS BODY PACKAGE	Glass, full-body window package. Includes (A18) swing-out rear cargo door window glass and (A19) swing-out side door window glass.
GRILLE	Black composite standard on 'LS' Models. Chrome available on 'LS' Models. Chrome standard on 'LT' Models. Chrome included and only available with (ZR7) Chrome Appearance Package.
LIGHTING	Under hood.
HEADLAMPS	Dual Halogen Composite. Includes Day time running lamps. Altering headlamp assembly is not recommended, General Motors is not responsible for the effects of any modifications.
MIRRORS	Outside heated power-adjustable, Black, manual-folding
TIRES	LT245/75R16E all-seasonal, blackwall, with full size spare tire
TIRE PRESSURE MONITOR	Tire Pressure Monitoring System (does not apply to spare tire)
WINDOWS	Power
WINDSHIELD WIPERS	Intermittent wet-arm with pulse washers
WHEELS	Steel, 16 inch x 6.5 inch, includes Gray center caps and steel spare

STANDARD MECHANICAL FEATURES ON THE 1LS PASSENGER VAN

ALTERNATOR	150 amps standard on all Passenger Van Models. Option (KW5) 220 amps is available
AXLE	3.42 Axle ratio
BATTERY	600 cold-cranking amps, maintenance-free with rundown protection and retained accessory power.
BRAKES	4-wheel antilock, 4-wheel disc
ENGINE	4.3L V6 with Direct Injection and Variable Valve Timing, includes aluminum block construction 276 hp and 298 lb-ft of torque.
ENGINE OIL COOLER	External
EXHAUST	Aluminized stainless-steel muffler and tailpipe
FUEL TANK CAPACITY	Approximately 31 gallon (117.3 liters)
OIL LIFE	Monitor
HILL START ASSIST	This feature is designed to prevent the vehicle from rolling, either forward or rearward, during vehicle drive off.
STABILITRAK	Traction assistance and vehicle stability enhancement system. For description see Stability Control and Traction Control section
STEERING	Power
SUSPENSION, FRONT	Independent with coil springs and stabilizer bar
SUSPENSION, REAR	Solid axle with multi-leaf springs
TRANSMISSION	8-speed automatic, electronically controlled with overdrive and tow/haul mode. Includes Cruise Grade Braking and Powertrain Grade Braking. Requires (LV1) 4.3L V6 engine. Heavy duty 6-speed included with optional L8T 6.6L V8 engine.
WARRANTY (LIMITED)	See limited warranty and maintenance section


AVAILABLE EXTERIOR COLORS ACTUAL COLORS MAY VARY




Silver Ice
Metallic
WA-636R



Black
WA-8555



Summit White
WA-8624



Red Hot
WA-130X

SEO PAINT AVAILABLE ACTUAL COLORS MAY VARY




Yellow
WA-215D



Yellow
WA-259L



Blue
WA-451N



Yellow
WA-478G



Dark Blue Metallic
WA-722J



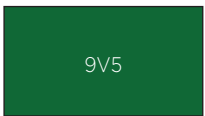
Yellow
WA-5456



Green
WA-7927



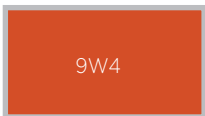
Silver Metallic
WA-8867



Woodland Green
WA-9015



Yellow
WA-9414



Tanger Orange
WA-9417



Inca Gold
WA-7952



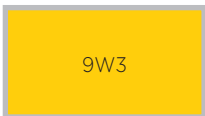
Dark Toreador Red
WA-257C



Silver Birch Metallic
WA-926L



Petro Blue
WA-527Y



Wheatland Yellow
WA-253A



Victory Red
WA-9260



Blue
WA-5665

Note: All SEO colors require 5 orders before sending to the plant. All extraneous body components formerly color-keyed to body color, will be flat Black.

SEATS

FRONT SEAT TYPE		SEAT CODE	SEAT TRIM	COLOR	COLOR CODE
Standard	Front bucket with vinyl trim and head restraints, includes inboard armrests.	AR7	Vinyl	Medium Pewter	93W
				Neutral	52W

NOTE: For cloth front seats see Option AS5 in Interior Optional Equipment page.

OPTIONAL INTERIOR FEATURES

UOH AUDIO SYSTEM	- AM/FM stereo with MP3 player and USB port, includes seek-and-scan, digital clock, TheftLock, random select, auxiliary jack and 2 front door and 2 rear door speakers For CG23406 1LS, Includes (U2K) SiriusXM Radio ² . Included with (WP9) Communications Package. For all other models, Includes (U2K) SiriusXM Radio ² . Not available with (UEO) OnStar delete.
USR AUDIO SYSTEM FEATURE	- USB port. Included and only available with (UOH) AM/FM stereo with MP3 player.
UPF BLUETOOTH® FOR PHONE³	- Personal cell phone connectivity to vehicle audio system For GC23406 1LS model, Included with (WP9) Communications Package. Requires (NP5) leather-wrapped steering wheel, (WIY) steering wheel controls and (ZQ3) Driver Convenience Package. NOTE: With (UOF) AM/FM stereo with MP3 player or (UOH) AM/FM stereo with MP3 player and USB port requires (UE1) OnStar hardware (subscription to OnStar services not required for operation). For all other models, Requires (NP5) leather-wrapped steering wheel and (WIY) steering wheel controls. With (UOF) AM/FM stereo with MP3 player or (UOH) AM/FM stereo with MP3 player and USB port requires (UE1) OnStar hardware (subscription to OnStar services not required for operation).
BA3 CONSOLE	- Deluxe with swing-out storage bin. Included with (AS5) front bucket seats with custom cloth. Standard on "LT" Model.
WP9 COMMUNICATION PACKAGE	- includes (L8T) 6.6L gas V8 engine, (NP5) leather-wrapped steering wheel, (POV) 12 months of OnStar Vehicle Insights, (U2K) SiriusXM Radio, (UPF) Bluetooth for phone, , (UOH) AM/FM stereo with MP3 player, USB Port (WIY) steering wheel controls and (ZQ3) Driver Convenience Package. Not available with (WPD) Safety Package, (ZL3) Enhanced Convenience Package or (UEO) OnStar delete
C49 DEFOGGER	- Rear window, electric
ZQ3 DRIVER CONVENIENCE PACKAGE	- Includes (N33) Tilt-Wheel and (K34) cruise control. Included with (WP9) Communications Package, (WPD) Safety Package or (ZL3) Enhanced Convenience Package
ZL3 ENHANCED CONVENIENCE PACKAGE	- Includes (ATG) Remote Keyless Entry, (BTV) Remote vehicle starter system, (L8T) 6.6L gas V8 engine, (POV) 12 months of OnStar Vehicle Insights, (Z82) heavy-duty trailering equipment and (ZQ3) Driver Convenience Package. Not available with (WP9) Communications Package, (WPD) Safety Package or (UEO) OnStar delete.
C49 DEFOGGER	- Rear window, electric
B30 FLOOR COVERING	- Full-floor color-keyed carpeting with front and rear rubberized-vinyl floor mats. Standard on "LT" Model. Not available with (Y3H) Paratransit Package.
5B8 FLOOR COVERING	- Vinyl, front and rear Provides vinyl front and rear floor covering in lieu of RPO (B30) full-floor color-keyed carpeting. Not available with (ZX2) rear seat delete
UEU FOWARD COLLISION ALERT⁴	- Includes (UFL) Lane Departure Warning ⁴ .
5H1 KEY EQUIPMENT	-Two additional keys for single key system. Provides two additional spare keys for a total of (4). (Keys will be cut but not programmed) NOTE: Shipped loose, programing of keys is at customer expense
RDI KEYLESS ENTRY CONTROL MODULE	- (dealer-installed LPO) - 1LS models require (ATG) Remote Keyless Entry.
UFL LANE DEPARTURE WARNING⁴	- Included and only available with (UEU) Forward Collision Alert ⁴ .
UEO OnStar¹@ DELETE	- Standard Bluetooth functionality remains. Requires a Fleet or Government Order.
UFA OUTSIDE TEMPERATURE DISPLAY	- Located in the Driver Information Center.
UD7 REAR PARK ASSIST⁴	- Rear Park Assist can provide distance alerts to nearby detected objects behind the vehicle to help you park and avoid objects when in Reverse at low speeds. Sensors located on rear bumper. Included with (WPD) Safety Package on CG23406 1LS model. Required with (UFT) Side Blind Zone Alert (all models) ⁴
ATG REMOTE KEYLESS ENTRY	- Includes 2 transmitters and remote panic button
BTV REMOTE VEHICLE STARTER SYSTEM	- Included with (ZL3) Enhanced Convenience Package. Requires (ATG) Remote Keyless Entry
RGI ROUTING GROMMET	- Front instrument panel. Provides an area for putting wires thru the front of dash. Not available with RPO (9L7) 2-30 amp wire leads
WPD SAFETY PACKAGE	- Includes (L8T) 6.6L gas V8 engine, (POV) 12 months of OnStar Vehicle Insights, (UD7) Rear Park Assist ⁴ , (UFT) Side Blind Zone Alert ⁴ and (ZQ3) Driver Convenience Package. Not available with (WP9) Communications Package, (ZL3) Enhanced Convenience Package or (UEO) OnStar delete.
AG1 SEAT ADJUSTER	- Driver 6-way power. Requires (AS5) front bucket with Custom Cloth trim
AG2 SEAT ADJUSTER	- Front passenger 6-way power. Requires (AS5) front bucket seats with Custom Cloth trim and (AG1) 6-way power driver seat adjuster
AS5 SEATS, CLOTH FRONT BUCKET	- Front bucket with Custom Cloth trim, head restraints and inboard armrests. Requires (93G) Medium Pewter interior trim. Includes (BA3) console with swing-out storage bin. When ordering a seating arrangement that includes rear seats, includes rear bench seats with Custom Cloth trim. Head restraints are not available on rear bench seats. 1LS (CG33706) requires (5T5) front Custom Cloth buckets with Vinyl rear seats.

1. Connected services vary by vehicle model and require active service plan, working electrical system, cell reception and GPS signal. Does not include emergency or security services. Services subject to user terms and limitations. Data plans offered by AT&T. See gmfleet.com/connected services for details. Availability subject to change. OnStar Connected Services availability subject to change. 2. If you decide to continue service after your trial, your selected subscription plan will automatically renew thereafter. You will be charged at then-current rates. Fees and taxes apply. To cancel you must call SiriusXM at 1-866-635-2349. See SiriusXM Customer Agreement for complete terms at SiriusXM.com. All fees and programming subject to change. ©2018 Sirius XM Radio Inc. All rights reserved. 3. Go to mychevrolet.com/learn to find out which Bluetooth phones are compatible with the vehicle. 4. Safety or driver assistance features are no substitute for the driver's responsibility to operate the vehicle in a safe manner. The driver should remain attentive to traffic, surroundings and road conditions at all times. Visibility, weather, and road conditions may affect feature performance. Read the vehicle's owner's manual for more important feature limitations and information.

OPTIONAL INTERIOR FEATURES (continued)

- 5T5 SEATS, FRONT CUSTOM CLOTH BUCKETS WITH VINYL REAR SEATS** - Provides cloth front bucket seats and retains the standard vinyl rear bench seats. Requires interior trim code (93W) Medium Pewter. Standard (ZX5) 12-passenger seating or RPO (ZP3) 15-passenger seating. Requires a Fleet or Government order type. SEO (5T5) will convert front seats to (AS5) Custom cloth seat. Only available on 'LS' CG33706 Model
- ZX2 SEAT, REAR DELETE** - Rear seat delete. Requires (VXT) incomplete vehicle certification
- ZP3 SEATING, 15 PASSENGER** - 2-3-3-3-4 seating configuration. 4-passenger seat is a 50/50 split, 2-piece configuration. Only available on 'LS' CG33706
- UFT SIDE BLIND ZONE ALERT¹** - For CG23406 1LS, included with (WPD) Safety Package. Requires (UD7) Rear Park Assist¹. For other models, requires (UD7) Rear Park Assist.
- U2K SIRIUSXM RADIO²** - Enjoy a Platinum Plan trial subscription with over 150 channels including commercial-free music, plus sports, news and entertainment. Plus listening on the SiriusXM app, online and at home on compatible connected devices is included, so you'll hear the best SiriusXM has to offer, anywhere life takes you. Welcome to the world of SiriusXM. For CG23406 1LS, Included and only available with the combination of (UE1) OnStar and (UOH) AM/FM stereo with MP3 player and USB port or (WP9) Communications Package. For all other models, Included and only available with the combination of (UE1) OnStar and (UOH) AM/FM stereo with MP3 player and USB port. IMPORTANT: The SiriusXM radio trial package is not provided on vehicles that are ordered for Fleet Daily Rental ("FDR") use. If you decide to continue service after your trial, the subscription plan you choose will automatically renew thereafter and you will be charged according to your chosen payment method at then-current rates. Fees and taxes apply. See the SiriusXM Customer Agreement at www.siriusxm.com for complete terms and how to cancel. All fees, content, features, and availability are subject to change.
- NP5 STEERING WHEEL, LEATHER-WRAPPED** - Includes (WTY) mounted audio controls. Included on CG23406 with (WP9) Communications Package. Requires (ZQ3) Driver Convenience Package. Other models require (ZQ3) Driver Convenience Package
- 9J6 STEERING COLUMN TILT** - Tilt-steering column without cruise control. Not available with RPO (UF3) High Idle Switch, RPO (K34) Cruise Control or RPO (ZQ3) Driver Convenience Package.
- UTJ THEFT ALARM NOTIFICATION** - requires paid plan, working electrical system, cell reception, GPS signal, armed GM factory-installed theft-deterrent system, contact method on file and enrollment to receive alerts. Message and data rates may apply. See onstar.com for details and limitations. Standard on "LT" Models not available on "LS" Models

OPTIONAL EXTERIOR FEATURES

- G7K ANTENNA EQUIPMENT** - Includes additional antenna, cable and ground plate. Provides additional ability to relocate standard OnStar[®] antenna, cable length 25 ft. Ships loose. Requires (UE1) OnStar[®]
- VXW ASSIST STEPS** - Molded
- V37 BUMPERS** - Front and rear chrome with step-pad. Included with (ZR7) Chrome Appearance Package. Available on 'LS' Models. Standard on 'LT' Models
- ZR7 CHROME APPEARANCE PACKAGE** - Includes (V37) front and rear chrome bumpers with step-pad and (V22) chrome grille. Available on 'LS' Models. Standard on 'LT' Models
- YA2 DOOR** - Sliding passenger side
- U05 HORN** - Dual-note high and low
- 5Z5 HUBCAP DELETE** - Deletes gray center caps from standard wheels. Not available with RPO (P03) wheel trim chrome center cap. Only available on 'LS' Models
- 5H3 ORNAMENTATION** - Exterior Delete. Deletes all exterior ornamentation on rear doors
- TGK PAINT, SPECIAL** - Solid, one color. All normally body colored non-sheet metal parts will be flat Black. Required with any SEO paint selection. May require extra lead time and GM will require 5 orders before sending to the plant
- 9W3 PAINT, SOLID WHEATLAND YELLOW** - All extraneous body components formerly color-keyed to body color, will be flat Black with SEO paint. Requires SEO (TGK) Solid paint, one color. May require extended lead time.
- 9W4 PAINT, SOLID, TANGIER ORANGE** - All extraneous body components formerly color-keyed to body color, will be flat Black with SEO paint. Requires SEO (TGK) Solid paint, one color. May require extended lead time.
- 9V5 PAINT, SOLID, WOODLAND GREEN** - All extraneous body components formerly color-keyed to body color, will be flat Black with SEO paint. Requires SEO (TGK) Solid paint, one color. May require extended lead time.
- Q8C TIRE VALVE STEM CAPS** - Air through valve caps on the tire air valves
- 40P WHEEL FINISH, PAINTED WHITE** - White-painted wheels in lieu of standard Gray-painted wheels. Not available with SEO (5G0) Black painted wheels
- 5G0 WHEEL FINISH, PAINTED BLACK** - Black painted wheels in lieu of standard Gray painted wheels. Not available with (P03) wheel trim chrome center cap and (40P) White painted wheels
- P03 WHEEL TRIM** - Chrome center cap. Available on 'LS' Models. Standard on 'LT' Models

¹ Safety or driver assistance features are no substitute for the driver's responsibility to operate the vehicle in a safe manner. The driver should remain attentive to traffic, surroundings and road conditions at all times. Visibility, weather, and road conditions may affect feature performance. Read the vehicle's owner's manual for more important feature limitations and information. ² If you decide to continue service after your trial, your selected subscription plan will automatically renew thereafter. You will be charged at then-current rates. Fees and taxes apply. To cancel you must call SiriusXM at 1-866-635-2349. See SiriusXM Customer Agreement for complete terms at SiriusXM.com. All fees and programming subject to change. ©2018 Sirius XM Radio Inc. All rights reserved.

OPTIONAL ELECTRICAL FEATURES

9L7 WIRING JUNCTION BLOCK EQUIPMENT ACCESSORY - Includes 2-30 amp circuits. Requires (KG4) alternator 150 amp or (KW5) alternator 220 amp and dual batteries (770 cca primary and 770 cca isolated). Not available with (RGI) front instrument panel routing grommet.

OPTIONAL MECHANICAL FEATURES

KW5 ALTERNATOR - 220 amps

TP3 BATTERY, 770 COLD-CRANKING AMPS PRIMARY - Isolated 2nd heavy-duty 770 cold-cranking amps, allows 2nd battery to be used when the vehicle is not running without affecting ability to start the vehicle.

UA1 BATTERY, HEAVY-DUTY 770 COLD-CRANKING AMPS - Maintenance free with rundown protection and retained accessory power. Not available with (TP3) dual batteries (770 cca primary and 770 cca isolated).

V10 COLD CLIMATE PACKAGE - Includes (K05) engine block heater.

G80 DIFFERENTIAL - Heavy-duty locking rear

L8T ENGINE - 6.6L V8 with Direct Injection and Variable Valve Timing, gasoline, (401 hp [299 kW] @ 5200 rpm, 464 lb-ft of torque [629 N-m] @ 4000 rpm) For CG23406 1LS, included with (WP9) Communications Package, (WPD) Safety Package or (ZL3) Enhanced Convenience Package. For all 1LS models, includes external engine oil cooler. Requires (MYD) 6-speed heavy-duty automatic transmission. Reference the Engine/Axle page for availability.

K05 ENGINE BLOCK HEATER - Included with (V10) Cold Climate Package

8E1 FUEL, ADDITIONAL 3-GALLONS - 3 gallons of fuel in addition to normal assembly plant fill

9C2 GOVERNOR - Electronic speed sensor set to 65 MPH. Electronic software to facilitate 65-MPH maximum road speed. Requires a Fleet order. Only available on 'LS' CG23406 Model

UF3 HIGH IDLE SWITCH - Requires (ZQ3) Convenience Package. Not available with (LV1) 4.3L V6 SIDI engine

Z82 TRAILERING EQUIPMENT - Heavy-duty, includes trailering hitch platform and dual 4-pin/7-pin sealed connector. Included with (ZL3) Enhanced Convenience Package. Includes (UY7) trailer wiring harness.

UY7 TRAILERING WIRING PROVISIONS - Trailering wire harness only. Included with (Z82) Heavy-duty trailering equipment

MYD TRANSMISSION 6-SPEED AUTOMATIC - Heavy-duty, electronically controlled with overdrive and tow/haul mode. Includes Cruise Grade Braking, Powertrain Grade Braking, and Tap-Up/Tap-Down Driver Shift Control. Requires (L8T) 6.6 L V8 gasoline engine.

THIS PAGE IS INTENTIONALLY BLANK PENDING FINALIZATION.
SEE YOUR DEALER FOR ONSTAR CONNECTED SERVICES OPTIONS.

THIS PAGE IS INTENTIONALLY BLANK PENDING FINALIZATION.
SEE YOUR DEALER FOR ONSTAR CONNECTED SERVICES OPTIONS.

POWERTRAIN

ENGINE					TRANSMISSION		AXLE	
MODEL	CODE	TYPE	DISPLACEMENT LITERS/CU. IN.	FUEL SYSTEM	STANDARD	TYPE	OPTION CODE	RATIO
Standard	LV1	V6	4.3/262	DI	Automatic M5U	Automatic 8-speed	GU6	3.42
Optional	L8T	V8	6.6/403	DI	Automatic MYD	Automatic HD 6-speed	GU6	3.42

AUTOMATIC TRANSMISSION RATINGS ¹

(LV1) 4.3L V6 gasoline			(L8T) 6.6L V8 gasoline	
MODEL	AXLE RATIO	Maximum Trailering Capacity lbs. (kg)	AXLE RATIO	Maximum Trailering Capacity lbs. (kg)
CG23405	3.42	7400 (3357)	3.42	10000 (4536)
CG23705	3.42	7100 (3221)	3.42	10000 (4536)
CG33405	3.42	7400 (3357)	3.42	10000 (4536)
CG33705	3.42	7200 (3266)	3.42	10000 (4536)

The wiring system is designed to operate with maximum performance and reliability. Adding electrical accessories to the vehicle for which it was not designed, would cause abnormalities in the electrical system.

The electrical system was designed to handle one additional stop/turn light bulb per tail light circuit (one added stop/turn light bulb to the right and left side). It is not recommended to add more than one bulb per circuit as it will result in damage to the electrical system (without optional trailer Towing Wiring). It is highly recommended to order the van with the optional (UY7) trailering wire harness only, trailering provisions for towing.

GCWR For Engine/Rear Axle Ratio Combination

(GCWR) GROSS COMBINATION WEIGHT RATINGS LBS. (KG)	
ENGINE	AXLE
15,000 (6804) (LV1) 4.3L V6 gasoline	3.42
16,000 (7258) (L8T) 6.6L V8 gasoline	3.42

EMISSIONS - MUST BE SPECIFIED

FE9	Emissions , Federal requirements
YF5	Emissions , California state requirements
NE1	Emissions , Connecticut, Delaware, Maine, Maryland, Massachusetts, New Jersey, New York, Oregon, Pennsylvania, Rhode Island, Vermont and Washington state requirements
NB8	Emissions override , California (allows a dealer in states that require California emissions - California, Connecticut, Delaware, Maryland, Massachusetts, New Jersey, New York, Oregon, Pennsylvania, Rhode Island or Washington - to order Federal emissions for a vehicle that will be registered in a state that has Federal emission requirements). Do not use for vehicles that will be registered in California, Connecticut, Delaware, Maryland, Massachusetts, New Jersey, New York, Oregon, Pennsylvania, Rhode Island or Washington. Requires (FE9) Federal emissions requirements. Not available in Maine or Vermont.
NB9	Emissions override , state-specific (for dealers ordering vehicles in (YF5) or (NE1) emission states - California, Connecticut, Delaware, Maine, Maryland, Massachusetts, New Jersey, New York, Oregon, Pennsylvania, Rhode Island, Vermont and Washington) Allows a California dealer (YF5 emissions) to order (NE1) emissions with (NB9) emissions override code for registration in (NE1) states; or, a Connecticut, Delaware, Maine, Massachusetts, New Jersey, New York, Oregon, Pennsylvania, Rhode Island, Vermont and Washington dealer (NE1 emissions) to order (YF5) emissions with (NB9) emissions override code for registration in California.
NC7	Emissions override , Federal (for vehicles ordered by dealers in Federal emission states with (YF5) or (NE1) emissions - Not required for vehicles being shipped to California, Connecticut, Delaware, Maine, Maryland, Massachusetts, New Jersey, New York, Oregon, Pennsylvania, Rhode Island, Vermont or Washington) Requires (YF5) California state emissions requirements or (NE1) Connecticut, Delaware, Maine, Massachusetts, New Jersey, New York, Pennsylvania, Rhode Island or Vermont state emission requirements.

1. Before you buy a vehicle or use it for trailering, carefully review the Trailering section of the Owner's Manual. The weight of passengers, cargo and options or accessories may reduce the amount you can tow

SPECIFICATIONS - GAS ENGINE

GENERAL

Model CG23406 (1LS) Regular Wheelbase 2500 Series (Also available in 1LT Model)

Model CG33406 (1LS) Regular Wheelbase 3500 Series (Also available in 1LT Model)

Model CG33706 (1LS) Extended Wheelbase 3500 Series (Also available in 1LT Model)

Projected top speed on all Express Passenger Van models is 98 mph

NOTE: Adding non dealer accessories or making modifications to the vehicle can affect vehicle performance, aerodynamics, and overall top speed.

ENGINE V6 (LV1)	G2500 REGULAR WHEELBASE 1LS	G3500 REGULAR WHEELBASE 1LS	G3500 EXTENDED WHEELBASE 1LS
Fuel	GAS	GAS	GAS
Displacement: liters/cu. in.	4.3/262	4.3/262	4.3/262
Horsepower @ rpm	276@5200	276@5200	276@5200
Torque lb.-ft. @ rpm	298@3900	298@3900	298@3900
Fuel system	DI	DI	DI
Exhaust	Single	Single	Single
Minimum recommended fuel octane	87	87	87
Approximate fuel tank capacity (gallons/liters)	31/117.3	31/117.3	31/117.3

ENGINE V8 (L8T)

Fuel	GAS	GAS	GAS
Displacement: liters/cu. in.	6.6/403	6.6/403	6.6/403
Horsepower @ rpm	401@5200	401@5200	401@5200
Torque lb.-ft. @ rpm	464@4000	464@4000	464@4000
Fuel system	DI	DI	DI
Exhaust	Single	Single	Single
Minimum recommended fuel octane	87	87	87
Approximate fuel tank capacity (gallons/liters)	31/117.3	31/117.3	31/117.3

TRANSMISSION

Automatic LV1 V6	8-speed	8-speed	8-speed
Automatic L8T V8	6-speed HD	6-speed HD	6-speed HD

AXLE

Ratio	3.42	3.42	3.42
-------	------	------	------

CHASSIS

Frame	Full length boxed frame	Full length boxed frame	Full length boxed frame
Front suspension	Independent with coil spring and stabilizer bar	Independent with coil springs and stabilizer bar	Independent with coil springs and stabilizer bar
Rear suspension	Solid axle w/multi-leaf springs	Solid axle w/multi-leaf springs	Solid axle w/multi-leaf springs
Steering type	Speed sensitive, variable ratio, integral power	Speed sensitive, variable ratio, integral power	Speed sensitive, variable ratio, integral power
Steering ratio	17.2:1	17.2:1	17.2:1

BRAKES

ABS hydra-boost	Disc/Disc	Disc/Disc	Disc/Disc
Front size	12.8"	12.8"	12.8"
Rear size	13.0"	13.0"	13.0"

TIRES

Type	All-season	All-season	All-season
Size	LT245/75R16	LT245/75R16	LT245/75R16

WHEELS

Type	Steel	Steel	Steel
Size	16" x 6.5"	16" x 6.5"	16" x 6.5"

BATTERY

Type	Maintenance free	Maintenance free	Maintenance free
BCI group size	78	78	78
Volts	12	12	12
Cold cranking amps	600	600	600

ALTERNATOR

Amps	105	105	105
------	-----	-----	-----

SPECIFICATIONS - GAS ENGINE

	CG23406 G2500 REGULAR	CG33406 G3500 REGULAR	CG33706 G3500 EXTENDED
EXTERIOR (in./mm)			
Wheelbase	135/3434	135/3433	155/3940
Overall length	224.0/5688	224.0/5691	244.0/6199
Body width (with mirrors)	79.3/2013	79.3/2013	79.3/2013
Overall height, at roof*	84.5/2146	84.5/2146	84.7/2151
Front bumper to axle	39.7/1008	39.7/1008	39.7/1008
Opening height, side door*	46.7/1186	46.7/1186	46.7/1186
Opening height, rear door*	47.2/1199	47.2/1199	45.7/1161
Opening width, sliding side door	45.3/1150	45.3/1150	45.3/1150
Opening width, rear door, at beltline	53.4/1357	53.4/1357	53.4/1357
Step up height, front door*	27.6/701	27.6/701	27.3/692
Step up height, side door*	28.1/714	28.1/714	27.9/707
Ground to top of rear load floor*	31.9/810	31.9/810	32.2/818
Ground clearance, front*	9.72/246	9.72/246	9.45/240
Ground clearance, rear*	8.6/218	8.6/218	8.6/218
Front stabilizer bar diameter, in./mm	1.4/35	1.4/35	1.4/35
Overhang, front	39.68/1008	39.68/1008	39.68/1008
Overhang, rear	49.05/1246	49.05/1246	49.13/1248

*Published dimensions indicated are at Base Curb Weight.

INTERIOR (in./mm)

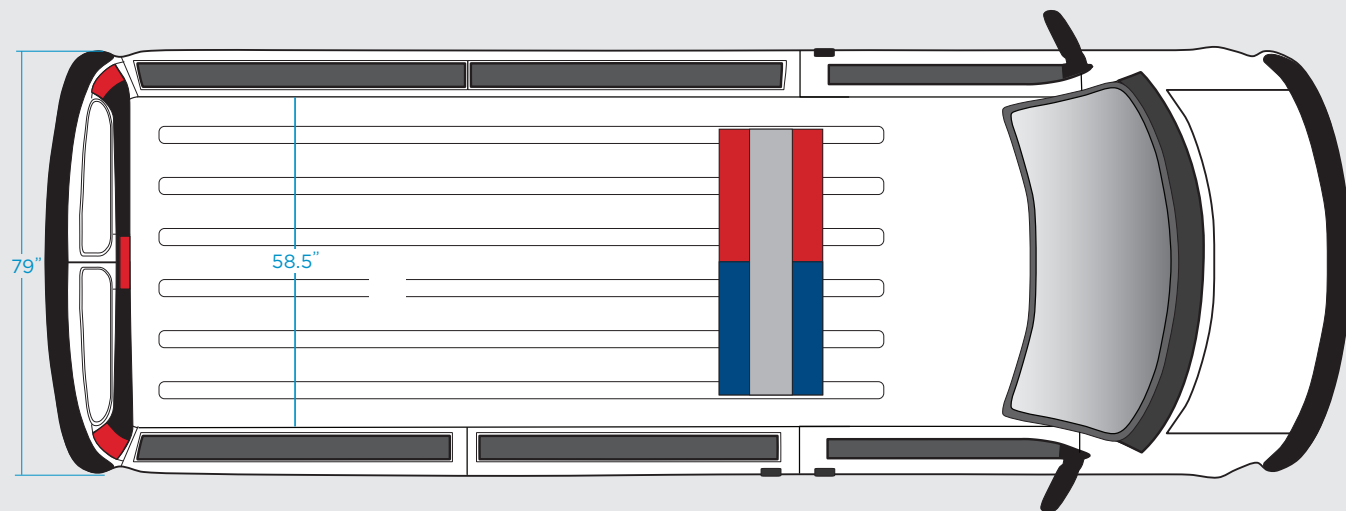
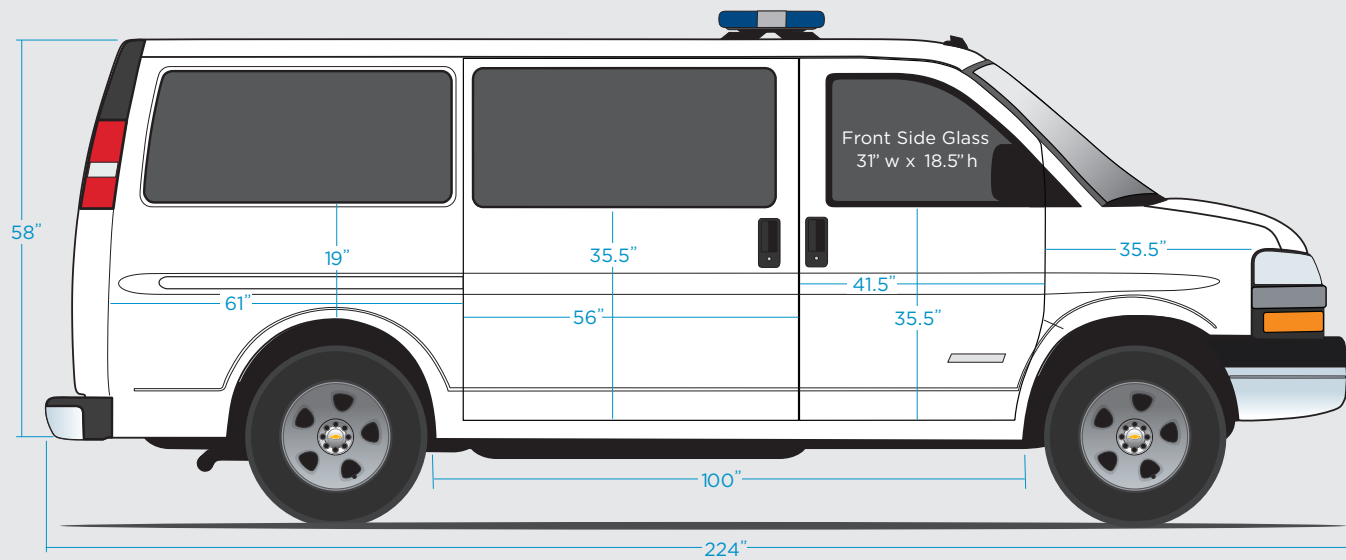
Head room, 1st row	40.9/1038	40.9/1038	40.9/1038
Head room, 2nd row	38.4/976	38.4/976	38.4/976
Head room, 3rd row	38.5/978	38.5/978	38.5/978
Head room, 4th row	38.3/973	38.3/973	38.3/973
Head room, 5th row	-	-	37.6/954
Shoulder room, 1st row	68.9/1749	68.9/1749	68.9/1749
Shoulder room, 2nd row	68.6/1742	68.6/1742	68.6/1742
Shoulder room, 3rd row	65.8/1670	65.8/1670	65.8/1670
Shoulder room, 4th row	69.1/1755	69.1/1755	69.1/1755
Shoulder room, 5th row	-	-	62.9/1598
Hip room, 1st row	65.5/1663	65.5/1663	65.5/1663
Hip room, 2nd row	65.6/1667	65.6/1667	65.6/1667
Hip room, 3rd row	63.3/1607	63.3/1607	63.3/1607
Hip room, 4th row	65.7/1668	65.7/1668	65.7/1668
Hip room, 5th row	-	-	62.9/1597
Leg room, 1st row	41.4/1050	41.4/1050	41.4/1050
Leg room, 2nd row	36.3/922	36.3/922	36.3/922
Leg room, 3rd row	36.6/929	36.3/922	36.6/922
Leg room, 4th row	36.6/929	36.6/929	36.6/929
Leg room, 5th row	-	-	34.1/866
Ground to top of rear load floor	31.9/810	31.9/810	32.2/818
Load floor length, to front seat, at floor	1126.2/3205	126.2/3205	146.1/3710
Load floor length, to engine cover, at floor	154.7/3929	154.7/3929	173.7/4411
Inside width, between wheelhousing	50.4/1280	52.4/1280	50.9/1293
Cargo area height	51.8/1316	51.8/1316	51.8/1316
Cargo volume behind 1st row seat (cu. ft.)	218.5/6188	218.5/6188	255.5/7236

CAPACITY with LV1 4.3 gasoline engine

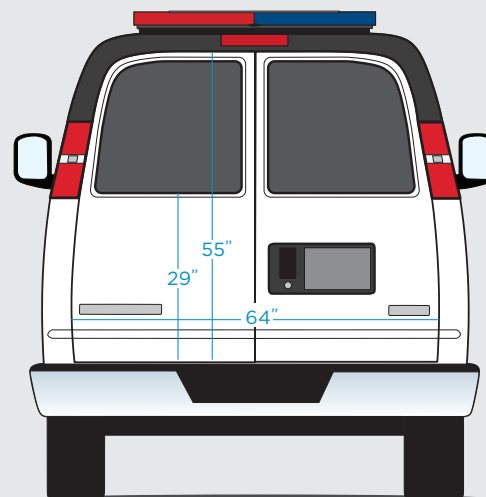
GVWR ¹ , lbs./kg	8600/3901	9600/4355	9600/4355
Payload ² , lbs./kg	2550/1157	3550/1610	3210/1456
Base curb weight, lbs./kg	5990/2717	6022/2732	6330/2871
Seating capacity (front/2nd/3rd/4th)	2/3/3/4	2/3/3/4	2/3/3/4

NOTE: See Vehicle Load Limits in your Owner's Manual for loading information.¹ Gross Vehicle Weight Rating (GVWR). When properly equipped, includes vehicle, passengers, cargo and equipment.² These maximum payload ratings are intended for comparison purposes only. Before you buy a vehicle or use it to haul people or cargo, carefully review the vehicle loading section of the Owner's Manual and check the carrying capacity of your specific vehicle on the label on the inside of the driver's door jamb.

MATERIAL DIMENSIONS FOR BODY WRAP AND GRAPHIC ESTIMATIONS

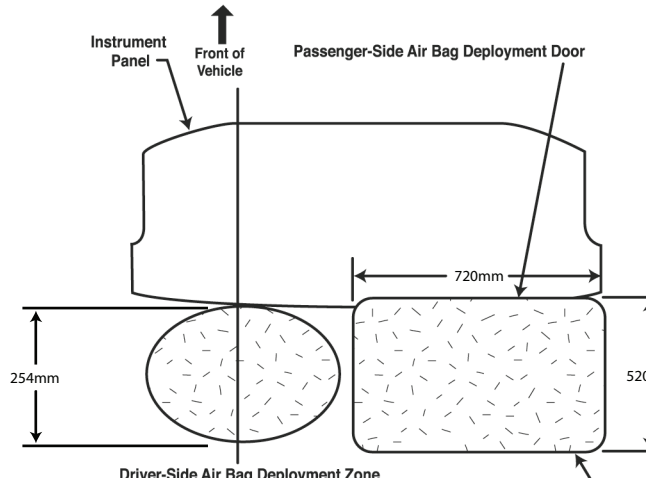


135" Regular Wheelbase G2500 Shown

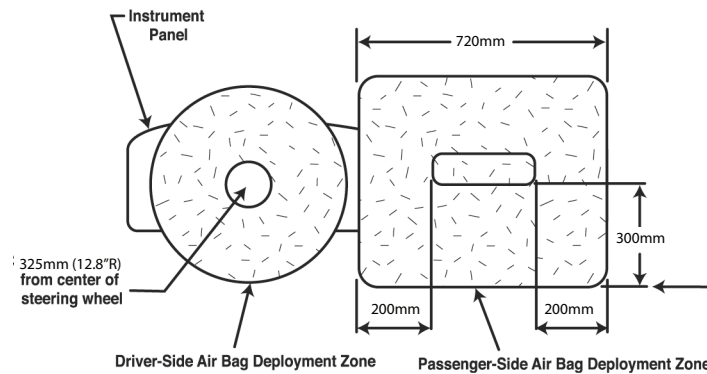


AIRBAGS

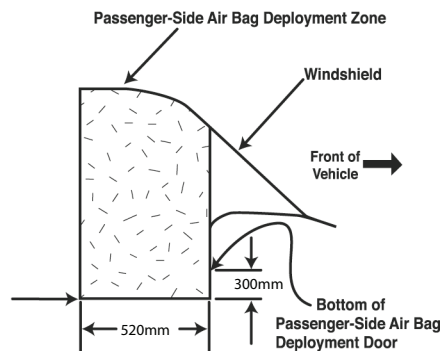
TOP VIEW OF INSTRUMENT PANEL AND APPROXIMATE DEPLOYMENT AREA OF THE AIRBAG ZONE



REAR VIEW OF INSTRUMENT PANEL AND APPROXIMATE DEPLOYMENT AREA OF THE AIRBAG ZONE



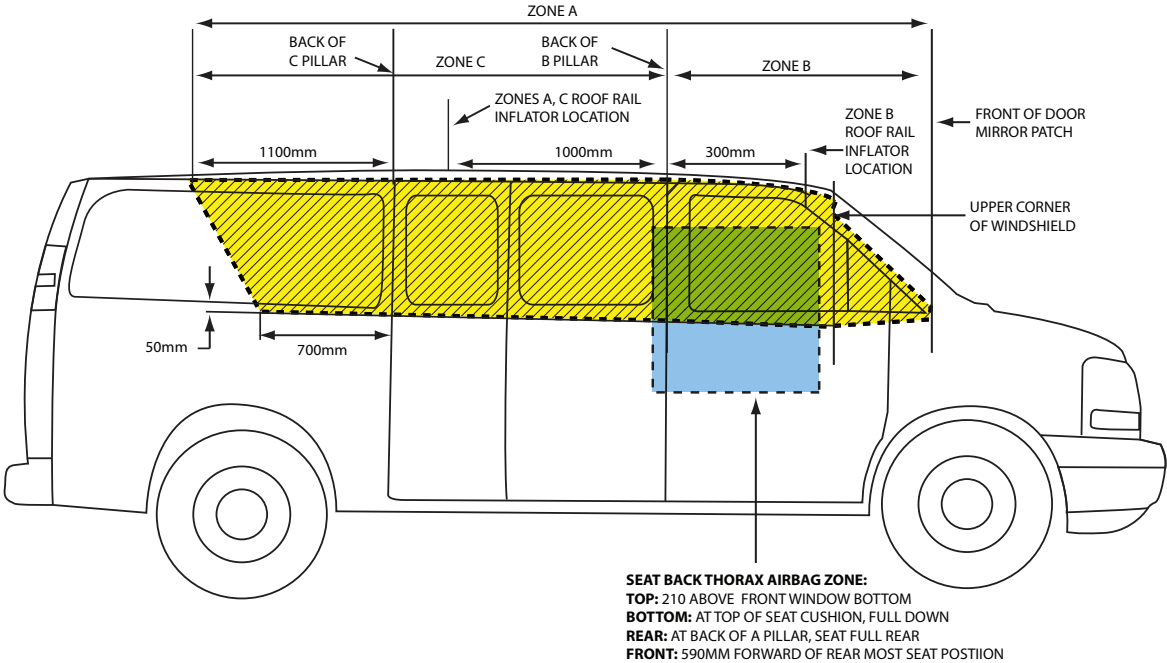
RIGHT SIDE VIEW OF INSTRUMENT PANEL AND APPROXIMATE DEPLOYMENT AREA OF THE AIRBAG ZONE



Sitting too close to an airbag when it deploys can increase the risk of serious injury or death. Always properly wear your seat belt. See Owner's Manual for more information.

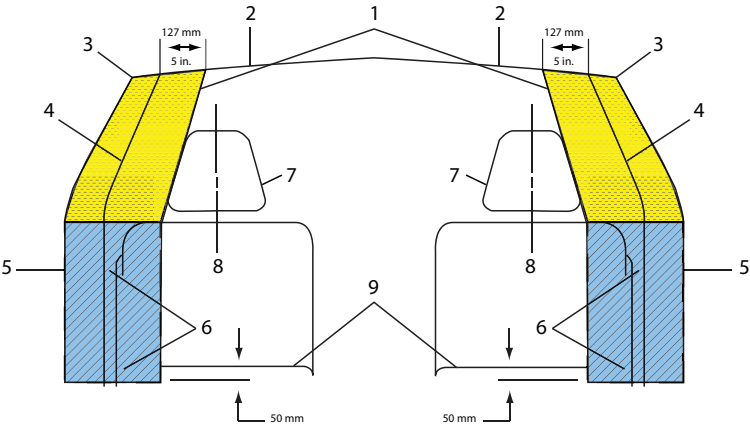
AIRBAGS

ROOF RAIL-MOUNTED HEAD CURTAIN AND SEAT BACK-MOUNTED SIDE IMPACT AIRBAG DEPLOYMENT ZONES. PASSENGER SIDE SHOWN, DRIVER SIDE SIMILAR



AIR BAG ZONE		LONG W.B. SHOWN, SHORT W.B. SIMILAR		VEHICLE DESCRIPTION
A		LH/RH		PASSENGER VAN WITH RH SIDE 60/40 SWING OUT DOOR
A		LH		
B & C		RH		PASSENGER VAN WITH RH SLIDING DOOR

ROOF RAIL-MOUNTED HEAD CURTAIN AND SEAT BACK-MOUNTED SIDE IMPACT AIRBAG DEPLOYMENT ZONES FOR DRIVER AND FRONT OUTBOARD PASSENGER. VIEW FROM CARGO AREA



1. Head Curtain Airbag Deployment Zone

2. Underside of Headliner

3. Edge of Headliner

4. Inner Pillar Trim

5. Inner Front Door Trim
6. Front Seatback Side Deployment Zone
H: 520 mm Above Seat Cushion
W: 180 mm From Door Trim

7. Front Seat Back

8. Seat Centerline

9. Top of Seat Cushion

Sitting too close to an airbag when it deploys can increase the risk of serious injury or death. Always properly wear your seat belt. See Owner's Manual for more information.

AIRBAGS FAQ

Q: Can equipment such as radar devices, video cameras, and radio trees be mounted in a specialty vehicle equipped with a right front passenger frontal airbag?

A: Yes, but care must be taken to properly mount the equipment outside of the airbag "deployment zone."

Q: What is the airbag "deployment zone"?

A: The term "deployment zone" describes the space an airbag takes up when fully inflated. Airbags need room to work properly, and anything in the "deployment zone" – such as improperly mounted equipment – can greatly affect the performance of the airbag.

Q: How can I identify the airbag "deployment zone" in my vehicle?

A: See Airbag Deployment Diagrams for more information. The diagrams provide the approximate dimensions of the "deployment zones" for your specialty vehicle. Before doing any service work, including the installation of any equipment, consult the appropriate service manual.

Q: Is it possible to shield equipment so it does not interfere with airbag deployment?

A: While shielding may protect certain equipment from being damaged or dislodged, it may also negatively affect how an airbag inflates. Therefore, we do not recommend the placement of any equipment in the deployment zone, even if shielded.

Q: Can the installation of push bumpers on the front end of the vehicle affect the deployment of the airbag?

A: It is not likely that installing push bumpers will affect deployment for the airbag as long as the vehicle structure itself is not modified. GM is not aware of any adverse defects effect on the deployment of the front airbags due to use of many aftermarket push bumpers installed on current GM police vehicles

See "Adding Equipment to the Airbag-Equipped Vehicle" in the owner manual for more information.

Customer-Installed Equipment

Before installing equipment, read the following.

Airbags inflate with great force, faster than the blink of an eye. No objects, such as shotguns, should be placed over or near the airbag covers. Equipment mounted too close to an inflating airbag could prevent the airbag from operating properly to protect the occupants or could be forced into an occupant or break and become a dangerous projectile, causing severe injury or even death. To help prevent injury and to allow the airbag to perform as it was designed, do not mount equipment inside the airbag deployment zones.

Do not attach anything to the steering wheel hub or mount any equipment within the deployment zone for the driver airbag.

Do not mount equipment on the passenger side of the instrument panel top pad deployment zone. Equipment should not be mounted on or around the passenger airbag opening because of a deploying airbag. To allow the airbag to perform as it was designed, do not mount equipment inside the airbag deployment zone.

Do not mount a security barrier such that the ends of the barrier or brackets are within the roof-rail airbag deployment zones.

Avoid installing wiring for roof-rail emergency lighting or radio antennas that may restrict the proper deployment of the roof-rail airbags.

GM approved service procedures must be followed to remove and reinstall the instrument panel to the pad to ensure proper airbag deployment.

The police vehicle has a rollover sensor mounted on the centerline of the vehicle between the driver and front outboard passenger positions. If the vehicle has individual front seats, the rollover sensor will be exposed. Do not mount equipment within 25 mm (1 in) of the rollover sensor. This may affect the performance of multiple restraint systems.

ELECTRONIC STABILITY CONTROL SYSTEMS (STABILITRAK)

Stabilitrak systems help drivers maintain control of their vehicles, especially during emergency lane changes or avoidance maneuvers. Stabilitrak uses various sensors, such as steering wheel angle, wheel speed, yaw velocity, etc., to detect any difference between the path requested by the steering wheel position and vehicle's actual path. When appropriate, the system selectively controls brakes, engine power, and even suspension settings to enhance control of the vehicle's direction and help keep it on course.

See your owner's manual for additional information about the operation of Stabilitrak.

Q. How do I use Stabilitrak?

A. StabiliTrak operates independently of the driver.

You should continue to drive your Stabilitrak equipped vehicle with caution and care. GM's Stabilitrak system, Stabilitrak is designed to be as seamless as possible in operation, and part of the overall vehicle response.

Q. How does Stabilitrak work?

A. Stabilitrak has the ability to apply control forces to the vehicle independent of the driver. Stabilitrak uses sensors to continuously compare the path indicated by the steering wheel position to the vehicle's actual path. If a discrepancy is detected, Stabilitrak selectively controls vehicle brakes and engine torque to create a yaw moment that helps restore the vehicle's actual path to the path indicated by the steering wheel position. Stabilitrak has the ability to help correct both understeer (where the vehicle is not turning as much as the steering wheel position indicates) and oversteer (where the vehicle is turning more than the steering wheel position indicates).

Q. Will a tire change affect Stabilitrak?

A. Use of tires other than original equipment may affect Stabilitrak performance. Stabilitrak is designed to make the best use of available traction. The performance characteristics of the original equipment tires are part of the overall system effectiveness. When you replace tires check the recommendations in your owner's manual. On GM vehicles, the original equipment tires have a "TPC" (Tire Performance Criteria) code on the sidewall. Replacing the tires with the same "TPC" code will help assure proper Stabilitrak performance.

DRIVER OPERATED TRACTION CONTROL BUTTON

An advanced computer controlled stability

enhancement system assists the driver with directional control of the vehicle in difficult driving conditions. Each time the vehicle is started, the Stabilitrak system is fully on. Stabilitrak can be controlled by a Traction Control Button. The condition system is displayed by a Stabilitrak indicator light and Driver Information

Center (DIC) Message. Push once to disable Traction Control. Push and hold to disable both Traction Control and Stabilitrak. In this condition, Stabilitrak will automatically turn ON when the vehicle speed exceeds 35 mph (56km/hr) while the Traction Control remains OFF. Push again to enable Traction Control and Stabilitrak.

MAINTENANCE / LIMITED WARRANTY

SCHEDULED MAINTENANCE	One visit within first year of vehicle delivery ¹
BUMPER-TO-BUMPER LIMITED WARRANTY	3 years/36,000 miles ² . Bumper-to-Bumper Limited Warranty with no deductible
TRANSFERABLE POWERTRAIN LIMITED WARRANTY	Qualified Fleet Customers: 5 years/100,000 miles ³
TIRES⁴	3 years/36,000 miles ² ; coverage prorated after first 12,000 miles
ROADSIDE ASSISTANCE AND COURTESY TRANSPORTATION	Qualified Fleet Customers: 5 years/100,000 miles ³
RUST-THROUGH	6 years/100,000 miles ²
CORROSION	3 years/36,000 miles ²
WHEEL ALIGNMENT AND BALANCE	Up to 7,500 miles ⁶

1. Includes first required maintenance visit as stated in vehicle maintenance schedule. Maintenance visit consists of oil change, tire rotation and Multi-Point Vehicle Inspection. Does not include air filters. See participating dealer for other restrictions and complete details. Excludes vehicles ordered with fleet delete option RY9.
2. Whichever comes first. See dealer for limited warranty details. **3.** Whichever comes first. A Qualified Fleet User is defined as a company that has purchased and registered or leased five (5) or more new cars/trucks solely for use in its operation during the current or preceding calendar year, model year, preceding twelve (12) month period, or that owns or leases fifteen (15) or more cars and trucks. Excludes rental customers. See dealer for details. **4.** Tires also covered under the Bumper-to-Bumper limited warranty but are prorated based upon mileage. See dealer for limited warranty details. **5.** If the vehicle has a warrantable failure, see your Owner's Manual for full details on the Courtesy Transportation program. **6.** Customer maintenance item after 7,500 miles.



GM reserves the right to make changes at any time, without notice, in prices, colors, materials, equipment, specifications, models, and availability. Specifications, dimensions, measurements, ratings, and other numbers in this catalog and other printed materials provided at the dealership or affixed to vehicles are approximates based upon design and engineering drawings and prototypes and laboratory tests. Your vehicle may differ due to variations in manufacture and equipment. Since some information may have been updated since the time of printing, please check with your GM dealer for complete details. Some of the equipment shown or described throughout this publication may be available at extra cost, and/or is supplied by an independent supplier.

Copyright 2022 General Motors. All rights reserved. All text, images, graphics, and other materials in this publication are subject to the copyright and other intellectual property rights of General Motors. These materials may not be reproduced, distributed, or modified without the express written permission of General Motors. The marks appearing in this publication including, but not limited to: GM and the GM logo; Chevrolet and their respective logos, emblems, slogans, and vehicle model names and body designs; and other marks such as GM Fleet and Commercial are trademarks and/or service marks of General Motors, its subsidiaries, affiliates, or licensors.

For more detailed information, contact your District Sales Manager or see the online order guide at gmfleet.com/police.

