



2025

CHEVROLET EQUINOX EV



Preproduction 2025 Chevrolet Equinox EV RS shown with optional equipment. Actual production model may vary.





About This Publication

This catalog is not updated during the model year and should not be used for ordering purposes. It is intended as a source of basic information. All illustrations and specifications in this literature are based on the latest product information available at the time of publication. General Motors reserves the right to make changes at any time without notice. For further details, consult your local dealer.

Care must be taken during customer installation of equipment and wiring to ensure that all holes drilled in the body are corrosion protected, properly sealed and that vehicle wiring harnesses, piping or other components have not been displaced or damaged. Aftermarket equipment installers must be mindful of applicable Federal Motor Vehicle Safety Standards. This information can be obtained directly from the National Highway Traffic Safety Administration. Adding non-dealer accessories or making modifications to the vehicle can affect vehicle performance, aerodynamics, and overall top speed. Please return all vehicles to factory condition and settings upon decommissioning to prevent civilians from using these new 2025 calibrations, lighting and other features intended only for and emergency customers. Wiring connection or splice changes are to be removed before the vehicle is returned to civilian use.

These vehicles are equipped with an airbag system. The airbag system in your vehicle includes frontal driver and front outboard passenger airbags, front seat back side impact airbags and roof rail mounted head-curtain airbags. Customer installed equipment such as security barriers behind the front seats should not be mounted so that the barrier ends are within the side airbag deployment zones. The sensors and other components for the airbag system must not be relocated to accommodate the installation of customer furnished equipment; please refer to the service manual for sensor and other component locations. For information concerning instrument panel top pad mounted equipment and airbag system deployment zones, see the airbag information section in this catalog and the vehicle owners manual.

A note about vehicle alterations by independent suppliers: This catalog shows pictures of vehicles that have been altered or upfitted with equipment or components supplied to Chevrolet or its dealers by independent suppliers. GM is not responsible for the safety or quality of design features, materials or workmanship of any alterations by third parties.

INDEX

2025 EQUINOX EV

1MB48 - LT (PCY & PDE)

1MM48 - RS

- **STANDARD FEATURES**
- **OPTIONAL EQUIPMENT**
- **COLORS & SEATING OPTIONS**
- **SPECIFICATIONS & EMISSIONS**
- **DIMENSIONS**
- **OUTLETS AND SENSOR LOCATIONS**
- **UPFITTER POWER AND WIRING INFORMATION**
- **FEATURE HIGHLIGHTS**
- **NO DRILL / NO CUT ZONES**
- **AIRBAG DIMENSIONS and FAQ**
- **OnStar® OPTIONS**
- **MAINTENANCE AND LIMITED WARRANTY**



KEY STANDARD FEATURES

SAFETY + SECURITY

- Adaptive Cruise Control¹
- Blind Zone Steering Assist¹
- Buckle to Drive¹
- Enhanced Automatic Emergency Braking¹
- Following Distance Indicator¹
- Forward Collision Alert¹
- Front Pedestrian and Bicyclist Braking¹
- HD Surround Vision¹ (Optional on 1 PCY)
- IntelliBeam auto high beam control¹
- Intersection Automatic Emergency Braking¹
- Lane Keep Assist with Lane Departure Warning¹
- LED Reflective Windshield Collision Alert
- Rear Cross Traffic Braking¹
- Rear Pedestrian Alert¹
- Reverse Automatic Braking¹
- Safety Alert Seat¹
- Side Bicyclist Alert¹
- Traffic Sign Recognition¹

PERFORMANCE

- Electronic Drive system. EPA-estimated range of; 319 miles² with FWD
307 miles² with available Dual Motor AWD on RS
- 17" front & rear sliding caliper disc, Duralife™ brake rotors 4-wheel antilock disc brakes with regenerative capability.
- Dual Level Charge Cord, Portable, 120-volt (1.4 kW) and 240-volt (7.7 kW) capability
- Electronic Precision Shift with Low selection for One-Pedal Driving³
- Regen on Demand™⁴
- StabiliTrak

PRODUCTIVITY + DRIVE EXPERIENCE

- 5G Wi-Fi® Hotspot capable⁵
- 6-way Manual Driver Seat (LT)
- 4-way Manual Front Passenger Seat (LT)
- 8-way Power Driver Seat (RS)
- 6-way Manual Front Passenger Seat (RS)
- 11-inch diagonal Driver Information Center
- Automatic climate control
- Google⁶ built-in compatibility with 17.7-inch diagonal advanced color LED display
- Heated, power-adjustable, outside manual-folding rear-view mirrors (Standard on PDE and RS only)
- LED Frontal Lamps and Daytime Running Lamps
- LED Front Marker and Tail Lamps
- Memory setting for driver seat and outside mirror (Standard on PDE and RS only)
- OnStar® Services Capable⁷
- Power tilt/telescoping steering column
- Power windows with Express-Down on all
- Remote Keyless Entry
- Remote Start
- Available SiriusXM®⁸
- USB ports⁹, 2 type-C on floor console front
- USB ports⁹, 2 type-C charge only, on console rear
- Vehicle-to-home (V2H)

LT

Key standard content includes:

- 6-way manual driver seat
- 4-way manual front passenger seat
- 11-inch Driver Information Center
- 17.7-inch diagonal center display
- 19-inch wheels
- LED headlamps, Daytime Running Lamps and taillamps
- Single-zone automatic climate control
- Cloth seating

RS

Includes LT key standard content plus:

- 8-way power driver seat
- 6-way manual front passenger seat
- 21-inch Black-painted aluminum wheels
- Black roof rails
- Heated, flat-bottom steering wheel
- Heated front seats and outside mirrors
- LED front light bar
- Trailering wiring provisions
- Evotex seating

¹ Safety or driver assistance features are no substitute for the driver's responsibility to operate the vehicle in a safe manner. Read the vehicle's Owner's Manual for important safety and driver assistance feature limitations and information. ² On a full charge. Actual range may vary based on several factors, including ambient temperature, terrain, battery age and condition, loading and how you use and maintain Manual your vehicle. ³ Feature may be limited when the battery temperatures are extremely cold or hot or when battery is near full charge. Always use the brake pedal when you need to stop immediately. See Owner's Manual for details. ⁴ Feature may be limited when the battery temperatures are extremely cold or hot or when battery is near full charge. See Owner's Manual for details. ⁵ Service varies with conditions and location. Requires active service plan and paid AT&T data plan. See OnStar.com/BusinessSolutions for details and limitations. Availability subject to change. ⁶ Google built-in services are subject to limitations and availability may vary by vehicle, infotainment system and location. Select service plan required. Certain Google actions and functionality may require account linking. User terms and privacy statements apply. Google, Google Play, and Google Maps are trademarks of Google LLC. ⁷ Services vary by vehicle model and require active service plan. See onstar.com for details and limitations. ⁸ If you decide to continue service after your trial, your selected subscription plan will automatically renew thereafter. You will be charged at then-current rates. Fees and taxes apply. To cancel, you must call SiriusXM at 1-866-635-2349. See SiriusXM Customer Agreement for complete terms at siriusxm.com. Some features, including streaming content and listening recommendations, require GM connected vehicle services. All fees and programming subject to change. ©2022 SiriusXM Radio Inc. All rights reserved. ⁹ Not compatible with all devices.

STANDARD INTERIOR FEATURES

AIR FILTER	Pollutant.
AIR CONDITIONING	Single-zone automatic climate control. Dual-zone automatic climate control available on PDE & RS, see options.
ARMREST	Front and Rear center, with cup holders.
AUDIO SYSTEM	6-speaker system.
CENTER CONSOLE	Floor-mounted with armrest and cupholders, (2) Type-C Charge/Data ports located on floorconsole and (2)Type-C located on back ofcenter console, charge-only.
DRIVER INFORMATION CENTER	11" diagonal fully digital color display.
FLOOR MATS	Front and rear carpeted.
GLOVE BOX	Front passenger side.
GOOGLE AUTOMOTIVE SERVICES CAPABLE[®]	Select service plan required, terms and limitations apply. Includes navigation capability, connected apps, personalized profiles for each driver's settings, and Natural Voice Recognition.
HD SURROUND VISION	Standard on PDE and RS. Optional on PCY. Included and only available with (AS2) Active Safety Package 2.
HD REAR VISION CAMERA	Standard on PCY only.
INFOTAINMENT SYSTEM¹	17.7" diagonal advanced color LCD display with Google built-In (select service plan required, terms and limitations apply), including navigation capability, connected apps, personalized profiles for each driver's settings, and Natural Voice Recognition. Audio system features a 6-speaker system.
LIGHTING	Interior, ambient, multi-color. Not available on PCY. Standard and included on PDE and RS. Only available with (ZL3) Convenience Package or (6K5) Convenience Package II.
LOCK CONTROL SYSTEM	Passive entry, extended range.
MIRROR	Inside rear-view. Manual day/night on PCY. Auto-dimming on PDE and RS, included and only available with (ZL3) Convenience Package.
NAVIGATION SYSTEM	Google built-in compatibility. Select service plan required, terms and limitations apply.
ONSTAR BASICS^{®1}	OnStar Fleet Basics for Fleet. Includes remote commands, Navigation, Voice Assistance, and Automatic Crash response, for eligible vehicles with compatible software. OnStar Basics is Standard for 8 years.
POWER OUTLETS	(2) 12-volt, lower instrument panel and cargo area, auxiliary.
REAR SEAT BELT INDICATOR	Located in Driver Information Center
REAR SEAT REMINDER	Located in Driver Information Center
REMOTE START	Smartphone app.
SEATS	Front buckets, passenger presence detector. Rear 60/40 folding bench with seat belt restraint pretensioner.
SEAT ADJUSTER, MANUAL	Driver 6-way, Front Passenger 4-way manual standard on PCY. Not available on PDE or RS.
SEAT ADJUSTER, POWER	Driver 8-way power including power lumbar and heated driver and front passenger cushion and seatback. Standard on PDE and RS, optional on PCY. Included and only available with (Y19) Comfort Package. Front Passenger 6-way manual standard on PDE and RS with (ZL3) Convenience Package.
STEERING COLUMN	Power tilt and telescopic.
STEERING WHEEL	Urethane with audio controls. PCY only.
STEERING WHEEL	Wrapped, round bottom, heated. PDE only.
STEERING WHEEL	Wrapped, flat bottom, heated. RS only.
SIRIUSXM RADIO² WITH 360L	The SiriusXM trial subscription is not provided on vehicles that are ordered for Fleet Daily Rental ("FDR") use. Trial subscription is subject to the SiriusXM Customer Agreement and privacy policy, visit www.siriusxm.com which includes full terms and how to cancel. All fees, content, features, and availability are subject to change. Some features require GM connected vehicle services.
TIRE PRESSURE MONITORING	Auto learn, includes Tire Fill Alert (does not apply to spare tire).
THEFT-DETERRENT SYSTEM	Unauthorized entry detection.
USB PORTS	(2) Type-C Charge/Data located on floor console. (2) Type-C located on back of center console, charge-only.
VISORS	Driver and front passenger illuminated sliding. Standard on PCY.
VISORS	Driver and front passenger illuminated sliding vanity mirrors, covered. Standard on PDE and RS. Included and only available with (ZL3) Convenience Package or (6K5) Convenience Package II.
WI-FI¹	5G Wi-Fi Hotspot capable. Terms and limitations apply. See onstar.com or dealer for details.
WINDOWS	Remote Express-Down, all windows. Standard on PCY.
WINDOWS	Power with driver Express-Up and all windows Express-Down. Standard and included on PDE and RS. Only available with (ZL3) Convenience Package or (6K5) Convenience Package II.
WIRELESS CHARGING	Wireless phone charging. Standard on PDE and RS. Not available on PCY. Included and only available with (ZL3) Convenience Package or (6K5) Convenience Package II.

1. OnStar plan, working electrical system, cell reception and GPS signal required. OnStar links to emergency services. Service coverage varies with conditions and location. Service availability, features and functionality vary by device and software version. See onstar.com for details and limitations.

2. Functionality varies by model. Full functionality requires compatible Bluetooth and smartphone, and USB connectivity for some devices. Go to <https://my.CHEVROLET.com/learnAbout/bluetooth> to find out which phones are compatible with the vehicle. Full Bluetooth feature functionality varies by device, model, and software version.

STANDARD EXTERIOR FEATURES

DOOR HANDLES	Body-color
GLASS	Front side tempered with solar glazing. Rear deep tint.
GLASS	Deep-tinted, rear door and rear cab.
HEADLAMPS	LED, with LED Daytime Running Lamps. Center lit bar included and only available on PDE and RS with (ZL3) Convenience Package or (6K5) Convenience Package II. Not available on PCY.
HORN	Dual-note.
LICENSE PLATE BRACKET	Front mounting package. Will be forced on orders with ship-to states that require a front license plate.
LIFTGATE	Manual. PCY only.
LIFTGATE	Hands-free power programmable, AutoSense. Included and only available available on PDE and RS with (ZL3) Convenience Package or (6K5) Convenience Package II. Hands-free liftgate not available on PCY.
MIRRORS	Outside power-adjustable, manual folding. Heated mirror included and only available on PDE and RS with (ZL3) Convenience Package or (6K5) Convenience Package II. Heated mirror not available on PCY.
MIRROR CAPS	Painted.
RECOVERY HOOKS	Front and Rear.
ROOF RAILS	Black on RS only. Bright on PDE with (ZL3) Convenience Package or (6K5) Convenience Package II.
TAIL LAMPS	LED.
TIRES	245/55R19 all-season blackwall standard on LT. 275/40R21 all-season blackwall, self sealing standard on RS and optional on PDE with (6K5) Convenience Package II. No spare tire.
TIRE INFLATOR KIT	Included with 19" wheel. Not available with 21" wheel.
WHEELS	19" (48.3cm) standard on LT. 21" (53.3 cm) Black painted aluminum standard on RS. 21" (53.3 cm) machined aluminum optional on PDE with (6K5) Convenience Package II.
WIPERS	Front intermittent.

STANDARD MECHANICAL FEATURES

AC CHARGING	11.5 kW capable. See Optional Features for 19 kW charging.
BATTERY	Propulsion
BATTERY	Service, 12V/60AH, 680 ENCCA
BRAKES	17" front and rear sliding caliper disc with DURALIFE rotors with regenerative capability. 4-wheel disc and 4-wheel anti-lock braking
ENGINE	None (electric drive unit)
HITCH VIEW WITH HITCH GUIDANCE¹	Hitch Guidance displays a centered guideline on the Rear Vision Camera view to help align your vehicle with a trailer. When driving, it allows you to check your trailer using the Rear Vision Camera view. Standard on RS. On PDE, Included and only available (ZL3) Convenience Package or (6K5) Convenience Package II. Not available on PCY.
PROPULSION	Electric front wheel drive (FWD). See Optional Features for Dual motor all-wheel drive (AWD).
ELECTRIC DRIVE UNIT	Primary, 1 motor, integrated inverter, park system, magnets, 76F.
SUSPENSION	4-wheel independent suspension ride and handling.
TRAILERING PROVISIONS	Wiring (does not include hitch receiver). Standard on RS. On PDE, Included and only available with (ZL3) Convenience Package or (6K5) Convenience Package II. Not available on PCY.
TRANSMISSION	None (electric drive unit).
VEHICLE-TO-HOME	Can provide power to a properly equipped home or facility in a blackout. The GM Energy PowerShift Charger and GM Energy V2H Enablement Kit requires an adequately charged and properly equipped GM EV having bidirectional charging capabilities, a properly home, and proper grid interconnection. Weather conditions, life of the battery, vehicle variation and usage, and other external factors may impact the duration of power supply. Power supply may be interrupted. It is not recommended that Medical Devices be powered with the GM Energy PowerShift Charger and V2H Enablement Kit.

¹ Use Hitch Guidance only to help back the vehicle to a trailer hitch or, when traveling above 12 km/h (8 mph), to briefly check the status of your trailer. Do not use for any other purpose, such as making lane change decisions. Before making a lane change, always check the mirrors and glance over your shoulder. Improper use could result in serious in-jury to you or others.

STANDARD SAFETY FEATURES

ADAPTIVE CRUISE CONTROL¹	Adaptive Cruise Control allows you to set a cruise control speed and automatically follow a detected vehicle ahead at a driver-selected following gap. If no vehicle is detected in your path, the feature works like regular cruise control. You can always override the feature and take control.
AIRBAGS²	Frontal, knee and seat-mounted side impact for driver and front passenger. Roof-rail mounted head-curtain for outboard seating positions. Includes front outboard Passenger Sensing System.
BLIND ZONE STEERING ASSIST¹	Blind Zone Steering Assist can alert you and provide a brief, firm turn of the steering wheel when a potential crash is detected with a moving vehicle in the lane you're entering.
BUCKLE TO DRIVE²	Prevents vehicle from being shifted out of Park until driver seat belt is fastened; times out after 20 seconds and encourages seat belt use, can be turned on and off in Settings or Teen Driver menu.
ENHANCED AUTOMATIC EMERGENCY BRAKING¹	At speeds above 2mph, Enhanced Automatic Emergency Braking can help you avoid or reduce the severity of a collision with a detected vehicle you're following. Radar and camera technology are used to automatically provide hard emergency braking or enhance the driver's hard braking.
FOLLOWING DISTANCE INDICATOR¹	Following Distance Indicator displays the following time in seconds between your vehicle and a detected vehicle you're following to help you maintain a safe following distance.
FORWARD COLLISION ALERT¹	Forward Collision Alert can warn you if it detects a potential collision with a detected vehicle you're following so you can take action. It can also provide a tailgating alert if you're following a vehicle much too closely.
FRONT PEDESTRIAN AND BICYCLIST BRAKING¹	At speeds between 5 and 50 mph, Front Pedestrian and Bicyclist Braking can help you avoid or reduce the severity of a collision with a pedestrian or bicyclist it detects directly in front of you. It provides alerts and can automatically provide hard emergency braking or enhance the driver's hard braking. It has limited nighttime and low visibility performance.
HD SURROUND VISION CAMERA¹	With Trailer View Camera provision. HD Surround Vision provides selectable digital camera views of the area around your vehicle to help you park and avoid vehicles and objects. You can also display a guideline to show where your vehicle is heading. Standard on PDE and RS, Optional on PCY.
INTELLIBEAM¹	At speeds above 25 mph, IntelliBeam can automatically turn the vehicle's high beams on and off according to surrounding traffic conditions.
INTERSECTION AUTOMATIC EMERGENCY BRAKING¹	Intersection Automatic Emergency Braking can help you avoid or reduce the severity of an intersection collision with a detected cross-traffic vehicle. It provides alerts and can even automatically provide hard emergency braking or enhance the driver's hard braking.
ENHANCED LANE KEEP ASSIST WITH LANE DEPARTURE WARNING¹	Lane Keep Assist with Lane Departure Warning uses a brief steering wheel turn to alert you when it detects you are unintentionally drifting out of your lane lines. If needed, you may receive additional Lane Departure Warning alerts. System alerts do not occur if you're using your turn signal, or it detects you may be intentionally leaving.
LED REFLECTIVE WINDSHIELD ALERT¹	If ACC is engaged, driver action may be required when ACC cannot apply sufficient braking because your vehicle is approaching a vehicle ahead too quickly. When this condition occurs, the red collision alert symbol will flash on the windshield. Either eight beeps will sound from the front, or both sides of the Safety Alert Seat will pulse five times.
CHILD RESTRAINT SYSTEM²	ISOFIX/LATCH. Two point lower anchors and 2 upper tether points. For installing child restraints seats.
PASSENGER SENSING SYSTEM²	Front passenger/child presence detector with indicator showing when front passenger airbags are turned off/on.
PEDESTRIAN SAFETY SIGNAL¹	Automated external sound generator at low speeds alerts pedestrians of vehicle presence.
REAR CROSS TRAFFIC BRAKING¹	When you're in Reverse, Rear Cross Traffic Braking alerts you and automatically provides hard emergency braking to help prevent a collision with detected vehicles crossing behind you.
REAR PARK ASSIST¹	When in Reverse, Rear Park Assist provides alerts of nearby detected vehicles and objects behind your vehicle to help you park and avoid collisions.
REAR PEDESTRIAN ALERT¹	When you're in Reverse, Rear Pedestrian Alert can alert you to detected pedestrians directly behind your vehicle. It has limited nighttime and low visibility performance. Standard on PDE and RS. Optional on PCY with (AS2) Active Safety Package 2.
REVERSE AUTOMATIC BRAKING¹	Reverse Automatic Braking alerts you and/or automatically provides hard emergency braking to help avoid collisions with detected vehicles and objects directly behind you when you're in Reverse.
SAFETY ALERT SEAT²	Safety Alert Seat uses left-, right- or both-side driver seat vibration pulses to help you detect and identify the direction of potential crashes. You can also switch to beeping crash avoidance alerts."
SEAT BELTS²	3-way for all positions. Front passenger presence detector. Rear passenger seat belt pretensioners and indicators
SIDE BICYCLIST ALERT¹	Side Bicyclist Alert alerts you to a detected bicyclist that is approaching a side blind zone. Also, during a brief time after parking, the feature can alert you when a detected bicyclist is approaching so you don't open your door.
TEEN DRIVER²	A configurable feature that lets you activate customizable vehicle settings associated with a key fob. It can limit certain available vehicle features and prevents certain safety systems from being turned off. It can be turned off in the Infotainment System. An in-vehicle report card gives you information on driving habits.
TRAFFIC SIGN RECOGNITION¹	Traffic Sign Recognition can display detected speed limit signs in your instrument cluster. The feature can also be set to notify you when you may be speeding or a new sign is detected. Standard on PDE and RS. Optional on PCY with Active Safety Package 2 (AS2). Requires and active eligible OnStar [®] plan.

¹ Safety or driver assistance features are no substitute for the driver's responsibility to operate the vehicle in a safe manner. The driver should remain attentive to traffic, surroundings, road conditions at all times. Visibility, weather, and road conditions may affect feature performance. Read the vehicle's owner's manual for more important feature limitations & information.

² Always use seat belts and child restraints. Children are safer when properly secured in a rear seat in the appropriate child restraint. See the Owner's Manual for more information.

³ Connected vehicle services vary by vehicle model and require active service plan, working electrical system, cell reception and GPS signal. OnStar links to emergency services. See onstar.com for details and limitations.

OPTIONAL INTERIOR FEATURES

CJ2	AIR CONDITIONING - Dual-Zone automatic climate control. Included and only available with (6K5) Convenience Package II. Not available on PCY.
CAV	ALL-WEATHER CARGO AREA LINER - Included and only available with (PCU) All-Weather Liner Package or (PCR) All-Weather Mat Package.
RIA	ALL-WEATHER FLOOR LINER - Contoured. Optional on all models. Included with (PCU) All-Weather Liner Package. Not available with (PCR) All-weather Mat Package.
VAV	ALL-WEATHER FLOOR MATS - Included and only available with (PCR) All-Weather Liner Package. Not available with (PCU) All-Weather Liner Package.
RWU	CARGO AREA ORGANIZER - Collapsible. Optional on all models. Included with (PCW) Cargo Convenience Package.
W2D	CARGO NET - Vertical. Optional on all models. Included with (PCW) Cargo Convenience Package or (PCI) Active Package.
VRS	CARGO SECURITY SHADE - Optional on all models. Included with (PCW) Cargo Convenience Package.
SHX	CARGO SHELF - With divider. Optional on all models. Included with (PCI) Active Package, or (PCV) Interior Storage Package.
SD3	FOLDABLE CARGO ORGANIZER MATT - Optional on all models. Included with (PCI) Active Package, or (PCV) Interior Storage Package.
A45	DRIVER MEMORY - Recalls driver presets for power driver seat and outside mirrors. Included and only available with (AS3) Active Safety Package 3. Not available on PCY.
UKZ	ENHANCED AUTOMATIC PARKING ASSIST - Enhanced Automatic Parking Assist can automatically steer, brake and shift gears to park your vehicle into a detected parallel or perpendicular parking space while you are in the driver's seat. It can also help you unpark. You must always be prepared to override the feature and take control. Included and only available with (AS3) Active Safety available with (AS3) Active Safety Package 3. Not available on PCY.
UV6	HEAD-UP DISPLAY - Included and only available with (6K5) Convenience Package II. Not available on PCY.
SIM	INTERIOR LED FOOTWELL LIGHTING - Requires (ZL3) Convenience Package or (6K5) Convenience Package II. Included with (PCN) Illumination Package on RS. Not available on PCY.
DRZ	REAR CAMERA MIRROR - Included and only available with (6K5) Convenience Package II. Not available on PCY.
CWA	REAR CAMERA MIRROR WASHER - Included and only available with (6K5) Convenience Package II. Not available on PCY.
AL9	SEAT - Driver power lumbar control. Included and only available with (Y19) Comfort Package. Standard on PDE and RS.
AT9	SEAT - Front Passenger Driver power lumbar control. Included and only available with (6K5) Convenience Package II. Not available on PCY.
KAG	SEAT - Driver and Front Passenger heated cushion and seat-back. Standard on PDE and RS. Optional on PCY with (Y19) Comfort Package.
KCB	SEAT - Rear Outboard heated cushion. Included and only available with (6K5) Convenience Package II. Not available on PCY.
KU9	SEAT - Driver and Front Passenger ventilated. Included and only available with (6K5) Convenience Package II. Not available on PCY.
A2X	SEAT ADJUSTER - Driver 8-way power. Included and only available with (Y19) Comfort Package. Not available on PCY.
A7J	SEAT ADJUSTER - Front Passenger 6-way power. Included and only available with (6K5) Convenience Package II. Not available on PCY.
KI3	STEERING WHEEL - Heated, automatic. Included and only available with (Y19) Comfort Package. Standard on PDE and RS.
K53	STEERING WHEEL - Wrapped, round bottom. Included and only available with (Y19) Comfort Package. Standard on PDE and (N5C) RS.
CAJ	SUNROOF -Power, dual panel, panoramic, sliding, with power sunshade. Requires (ZL3) Convenience Package or (6K5) Convenience Package II. Not available on PCY.
UKL	SUPER CRUISE - A hands-free driver assistance system for use on compatible roads. Included and only available with (AS3) Active Safety Package 3. Not available on PCY.
UG1	UNIVERSAL HOME REMOTE - Included and only available with (6K5) Convenience Package II. Not available on PCY.

EMMISSIONS - MUST BE SPECIFIED

FE9	EMISSIONS - Federal requirements.
NE1	EMISSIONS - Colorado, Connecticut, Delaware, Maine, Maryland, Massachusetts, Minnesota, Nevada, New Jersey, New York, Oregon, Pennsylvania, Rhode Island, Vermont, Virginia and Washington state requirements.
YF5	EMISSIONS - California state requirements.
NB8	EMISSIONS OVERRIDE - California (allows a dealer in states that require California emissions - California, Colorado, Connecticut, Delaware, Maryland, Massachusetts, Minnesota, Nevada, New Jersey, New York, Oregon, Pennsylvania, Rhode Island, Virginia or Washington - to order Federal emissions for a vehicle that will be registered in a state that has Federal emission requirement.) Do not use for vehicles that will be registered in California, Colorado, Connecticut, Delaware, Maryland, Massachusetts, Minnesota, Nevada, New Jersey, New York, Oregon, Pennsylvania, Rhode Island, Virginia or Washington
NB9	EMISSIONS OVERRIDE - State-specific (for dealers ordering vehicles in (YF5) or (NE1) emission states - California, Colorado, Connecticut, Delaware, Maine, Maryland, Massachusetts, Minnesota, Nevada, New Jersey, New York, Oregon, Pennsylvania, Rhode Island, Vermont, Virginia and Washington). Allows a California dealer (YF5 emissions) to order (NE1) emissions with (NB9) emissions override code for registered in (NE1) states; or, a Colorado, Connecticut, Delaware, Maine, Maryland, Massachusetts, Minnesota, Nevada, New Jersey, New York, Oregon, Pennsylvania, Rhode Island, Vermont, Virginia and Washington dealer (NE1 emissions) to order (YF5) emissions with (NB9) emissions override code for registration in California.
NC7	EMISSIONS OVERRIDE - Federal (for dealers ordering vehicles in Federal emission states with (YF5) or (NE1) emissions - Not required for vehicles being shipped to California, Colorado, Connecticut, Delaware, Maine, Maryland, Massachusetts, Minnesota, Nevada, New Jersey, New York, Oregon, Pennsylvania, Rhode Island, Vermont, Virginia and Washington). Requires (YF5) California state emissions requirements

OPTIONAL EXTERIOR FEATURES

RIK	BLACK NAMEPLATES - Included with (PCL) Black Illumination Package or (PCH) Blackout Package. LT only.
SFZ	BLACK BOWTIE EMBLEM - Included with (PCH) Blackout Package. LT only.
R88	BLACK ILLUMINATED FRONT BOWTIE EMBLEM - Includes Black non-illuminated rear bowtie emblem. Included with (PCL) Black Illumination Package. Not available with (SFZ) Black Bowtie Emblem.
S4X	BLACK PAINTED MIRROR CAPS - Included with (PCH) Blackout Package. Not available with (GBA) Black exterior color. LT only.
VQQ	BLACK ROOF CROSS RAILS - Included with (PCM) Lifestyle package. Requires (V8P) Bright roof rails on PDE. Requires (VAB) Black roof rails on RS. Not available on PCY.
41T	BLACK ROOF - Not available with exterior color (GBA) Black. Only available on PDE and RS with (ZL3) Convenience package or (6K5) Convenience Package II.
S47	BRIGHT LUG NUTS - Available on LT only?
SPY	WHEEL LUG NUTS - Black.
SPZ	BLACK WHEEL LOCKS - Requires SPY Black Wheel lug nuts.
SFE	BRIGHT WHEEL LOCKS - NO DESCRIPTION IN OG
SDR	CARGO CARRIER MOUNT - Included with (PCM) Lifestyle package. Requires (VLG) Trailer hitch closeout. Not available with (SDE) Trailer hitch.
VQK	CUSTOM MOLDED FRONT AND REAR SPLASH GUARDS* - Included with (PCI) Active package. Not available with (S3I) Illuminated Perimeter Rocker lighting.
TGE	HEAD LAMPS - LED, with LED Daytime Running Lamps. Includes enhanced animation and walk-up lighting. Only available on PDE and RS with (6K5) Convenience Package II.
S3I	ILLUMINATED PERIMETER ROCKER LIGHTING* - Included with (PCN) Illumination package. Not available with (VQK) Custom molded front and rear splash guards.
SZU	REAR SPOILER - Black, painted.
09T	SUMMIT WHITE ROOF - Not available with exterior color (GBA) Black. Only available on PDE with (ZL3) Convenience package or (6K5) Convenience Package II.
TAU	TAIL LAMPS - LED, uplevel neutral density. Only available on PDE and RS with (6K5) Convenience Package II.

OPTIONAL MECHANICAL FEATURES

K20	AC CHARGING - 19 kW capable. Available on RS only. Included and only available with (ZL5) Bidirectional 3kW power capable and 19.2kW charging capable.
PSC	DUAL LEVEL CHARGE CORD - Dual-mode, portable, 120-volt (1.4 kW) and 240-volt (7.7 kW) capability, swappable NEMA 5-15 and NEMA 14-50 plugs with SAE J1772 vehicle connection.
S78	ELECTRIC DRIVE UNIT - Secondary, 1 motor, 78R. Included and only available with (XRD) Dual Motor All-Wheel Drive Propulsion unit.
R6Q	GM ENVOLVE EV STARTER KIT I - Requires one of the following Fleet or Government order types: FLS, FNR, FRC, FBC, FGO or FEF. Requires one of the following OnStar Insights services: (POV) 12 Months, (POW) 24 Months, (POX) 36 Months, (POY) 48 Months, or (POZ)
RYZ	NACS DC ADAPTER - DCFC adapter for public use on NACS fast charging stations, including Tesla Supercharger, IONNA, EVgo and others. Intended for CCS native inlet vehicle.
5AV	POWERSHIFT CHARGER - Residential bidirectional EV charger. Up to 19.2kw of charging at 80-amps. Requires a hardwired connection. 25' length cord included. Installation not included, professional install required for warranty. Not available with (5CH) GM PowerUp2.
5CH	POWERUP GEN 2 CHARGER - Residential bidirectional EV charger. Up to 11.5kw of charging at 40-amps. Requires a hardwired connection. 25' length cord included. Installation not included, professional install required for warranty. Not available with (5AV) Powershift Charger.
XRD	PROPULSION - Dual motor all-wheel drive propulsion (AWD). Optional on PDE and RS. Only available on PCY with (Y19) Comfort Package.
SDE	TRAILER HITCH* - Requires (ZL3) Convenience Package or (6K5) Convenience Package II. Requires (V92) Trailering provisions and (VLG) Trailer hitch closeout. Included with (PCK) Trailering Package. Not available with (SDR) Cargo carrier mount. Not available on PCY.
VLG	TRAILER HITCH CLOSOUT - Included and only available with (PCM) Lifestyle Package or (PCK) Trailering Package.
PCK	TRAILERING PACKAGE - Includes (SDE) Trailer Hitch* and (VLG) Trailer Hitch Closeout. Not available with (PCM) Lifestyle Package. Not available on PCY.

OPTIONAL MOBILE SERVICE PLANS

R9Y	MOBILE SERVICE PLUS - MobileService+ is a suite of service conveniences for 1 years - Mobile Service, Pick-up & Delivery, and Loaner with Drop off. MobileService+ van will come to your home to perform select services or pick up your vehicle and return it once the service is completed at the dealership. Cost of part and labor are not included. Required and only available for dealers who have a BFU of 284, except for orders with (R9W) Deleted Mobile Service Plus. Requires TRE, SRE, FBC, FNR or Fleet order types. Not available with (R9V) Mobile Service Plus for 3 years.
R9V	MOBILE SERVICE PLUS - MobileService+ is a suite of service conveniences for 3 years - Mobile Service, Pick-up & Delivery, and Loaner with Drop off. MobileService+ van will come to your home to perform select services or pick up your vehicle and return it once the service is completed at the dealership. Cost of part and labor are not included. Required and only available for dealers who have a BFU of 284, except for orders with (R9W) Deleted Mobile Service Plus. Requires TRE, SRE or Fleet order types. Not available with (R9Y) Mobile Service Plus for 1 years.
R9W	DELETED MOBILE SERVICE PLUS - Delete MobileService+. Mobile Service, Pick-up & Delivery, and Loaner with Drop Off. By selecting R9W, you acknowledge that you are forgoing the margin and the ability to receive MobileService+ allowances 1 - Requires a dealer with a BFU of 284. Requires TRE, SRE or Fleet order types.

OPTIONAL FEATURE PACKAGES

AS2	ACTIVE SAFETY PACKAGE 2 - Includes (UKK) Rear Pedestrian Alert, (UV2) HD Surround Vision and (UVX) Traffic Sign Recognition. Required and only available with optional (Y19) Comfort Package on PCY, Standard and included with (ZL3) Convenience Package or (6K5) Convenience Package II on PDE and RS.
AS3	ACTIVE SAFETY PACKAGE 3 - Includes (UKZ) Enhanced Automatic Parking Assist and (UKL) Super Cruise. Not available on PCY. Requires (AS2) Active Safety Package 2 (6K5) Convenience Package II. Also, (UKL) Super Cruise replaces (UKM) Enhanced Lane Keep Assist with Lane Departure Warning in (AS2) Active Safety Package 2.
ZL5	BIDIRECTIONAL 3kW POWER CAPABLE and 19.2 kW CHARGING CAPABLE - Includes (K2O) AC charging 19.2 kW capable and Vehicle to Load. RS only. Not available on LT (PCY or PDE). Requires (AS3) Active Safety Package 3 (CAG) Dual panel panoramic sunroof, (XRD) Dual motor all-wheel drive propulsion (AWD) and (6K5) Convenience Package 2.
Y19	COMFORT PACKAGE - Includes (A2X) driver 8-way power seat adjuster, (AL9) driver power lumbar seat control, (KAG) driver and front passenger heated seat, cushion and back, (N53) Synthetic steering wheel, (KI3) heated steering wheel. All (Y19) Comfort Package content is standard on RS. Requires (AS2) Active Safety Package 2 on 1 PCY, Included with (ZL3) Convenience Package II on PDE.
ZL3	CONVENIENCE PACKAGE - Includes (AS2) Active Safety Package 2, (Y19) Comfort Package, (A7H) Front passenger 6-way manual seat adjuster, (C70) Interior ambient, multi-color lighting, (TDG) Headlamps - center lit bar, (DD8) Inside rear-view, auto-dimming mirror, (WLM) windows, power with driver Express-up and all windows Express-down, (DEG) visors, driver and front passenger, illuminated sliding with covered vanity mirrors, (V8P) Bright roof rails, (DLF) outside mirrors, heated, power adjustable, manual folding, (K4C) portable, wireless phone charging, (TCP) AutoSense, hands-free power programmable liftgate with presence detection, (V92) Trailing provisions, (CTT) Hitch guidance and (PZ8) Hitch view. Also includes Evotex Seating surfaces. Not available on PCY, Standard on PDE, not not available when (6K5) Convenience Package II is ordered. All (ZL3) content is standard on RS. RS includes (VAB) Black roof rails.
6K5	CONVENIENCE PACKAGE 2 - Includes (AS2) Active Safety Package 2, (Y19) Comfort Package, (A7H) Front passenger 6-way manual adjuster, (AT9) Front passenger 2-way power lumbar set adjuster, (CJ2) Dual-zone automatic climate control, (CMO) Heated wiper park (CWA) Rear Camera mirror washer, (DRZ) Rear camera mirror, replaces (DD8), Inside rear-view, auto-dimming mirror, (KCB) Heated rear outboard passenger cushion, (KU9) ventilated driver and front passenger seats, (QLT) 21" (53.3 cm) Tires, (TAU) Tail lamps, LED up-level neutral density, (TGE) LED Headlamps with LED Daytime Running Lamps with enhanced automation and walk-up lighting, (UG1) Universal Home Remote and (UV6) Head Up Display, windshield. Includes Evotex Seating Surfaces. Not available on PCY. On PDE Includes (RW4) 21" (53.3 cm) Aluminum wheels, (Y19) Comfort Package and (AS2) Active Safety Package. On RS also includes (RVV) 21" (53.3 cm) Black painted aluminum wheels. Not available when (ZL3) Convenience Package is ordered. Includes (ZL3) Convenience Package content.
PCI	ACTIVE PACKAGE - Includes (SHX) cargo shelf with divider, (VQK) custom molded front and rear splash guards, (W2D) cargo net, vertical. Not available with (PCW) Cargo Convenience Package, and (PCV) Interior Storage Package.
PCU	ACTIVE PACKAGE - Includes (CAV) all-weather cargo area liner and (RIA) all-weather contoured floor liners. Not available with (PCR) All-Weather Mat Package.
PCR	ALL-WEATHER MAT PACKAGE - Includes (CAV) all-weather cargo area liner and (VAV) all-weather floor mats. Not available with (PCU) All-Weather Liner Package.
PCW	LPO, CARGO CONVENIENCE PACKAGE - Includes (W2D) cargo net, vertical, (RWU) cargo area collapsible organizer and (VRS) cargo security shade. Not available with (PCI) Active Package.
PCV	LPO, INTERIOR STORAGE PACKAGE - Includes (SHX) cargo shelf with divider and (SD3) foldable cargo organizer mat. Not available with (PCI) Active Package.
PCL	BLACK ILLUMINATION PACKAGE - Includes (R88) Black illuminated bowtie, LPO and (RIK) Black nameplates, LPO Not available on RS. Not available with (SFZ) Black Bowtie Emblem.
PCH	BLACKOUT PACKAGE - Includes (SFZ) Black bowtie emblem, LPO, (RIK) Black nameplates, LPO and (S4X) Black painted mirror caps. Not available on RS. When exterior color (GBA) Black is ordered, (S4X) Black painted mirror caps are not included.
PCN	ILLUMINATION PACKAGE - Includes (S3I) illuminated perimeter rocker lighting, also includes (SIM) interior LED footwell lighting. Not available with (VQK) Custom molded front and rear splash guards. Not available with (VQK) Custom molded front and rear splash guards. Not available on PCY.
PCM	LIFESTYLE PACKAGE - Includes (SDR) cargo carrier mount, (VLG) trailer hitch closeout and (VQQ) Black roof cross rails. Not available with (PCK) Trailing Package. Not available on PCY.
R9M	3 YEARS OF SUPER CRUISE AND DIGITAL SERVICES BY ONSTAR - Included and only available with (UKL) Super Cruise. After initial 3-year period, requires paid OnStar Super Cruise plan. OnStar services vary by vehicle and model and require an active service plan, working electrical system, cell reception and GPS signal. Super Cruise vehicles are connected to emergency services. See onstar.com for details and limitations. Terms apply.
R9L	DELETED 3 YEARS OF SUPER CRUISE AND DIGITAL SERVICES BY ONSTAR - Removes 3 Years of (UKL) Super Cruise and 3 Years of OnStar Digital Services for suitably equipped/eligible vehicles. Requires (UE1) OnStar. Required on the following order type: FDR. Available on the following order types: FLS, FBC, FGO, FRC, FEF, FNR, TSC, TSP, TSR, TSD, TSM. Required on vehicles being shipped to Puerto Rico, the Virgin Islands, orbGuam. Will delete Super Cruise, OnStar Digital Services and OnStar standard equipment (OnStar One Essentials/Connected Access/EV Access) for vehicles shipping to these territories.
R6P	3 YEARS OF SIRIUS XM - Not available with a Fleet or Government order type. Requires SiriusXM and TRE or SRE order type. Sirius XM Extended Service subscription will stop at the end of the applicable subscription period unless you decide to continue service. Plan is non-transferable and non-refundable. Service subject to the SiriusXM Customer Agreement and Privacy Policy. Visit siriusxm.com/terms to see complete terms and how to cancel which includes online methods or calling 1-866-635-2349. Some services, content and features are subject to device capabilities, an active data connection enabled in the vehicle and location availability. All fees, content and features are subject to change. Content varies by subscription plan. SiriusXM and related logos are trademarks of Sirius XM Radio Inc.

OPTIONAL SHIP THRU

TVZ	SHIP THRU - Shipped from Pamos to Canfield for Uptit and then to Lansing Delta for final destination.
------------	--

ONSTAR® OPTIONS

POU¹ ONSTAR VEHICLE SECURITY - 1 YEAR OF SERVICE. Includes 12 months of OnStar Vehicle Security service. Includes continuous OnStar Emergency Advisor availability. Stolen Vehicle Assistance and Roadside services provided by Allstate Roadside Service for vehicles only. Limitations and restrictions apply. The OnStar Vehicle Security service is included in the price of the vehicle. NonTransferrable. Non-Refundable.

POJ¹ ONSTAR VEHICLE SECURITY - 2 YEAR OF SERVICE. Includes 24 months of OnStar Vehicle Security service. Includes continuous OnStar Emergency Advisor availability. Stolen Vehicle Assistance and Roadside services provided by Allstate Roadside Service for vehicles only. Limitations and restrictions apply. The OnStar Vehicle Security service is included in the price of the vehicle. NonTransferrable. Non-Refundable.

POK¹ ONSTAR VEHICLE SECURITY - 3 YEAR OF SERVICE. Includes 36 months of OnStar Vehicle Security service. Includes continuous OnStar Emergency Advisor availability. Stolen Vehicle Assistance and Roadside services provided by Allstate Roadside Service for vehicles only. Limitations and restrictions apply. The OnStar Vehicle Security service is included in the price of the vehicle. NonTransferrable. Non-Refundable.

POK¹ ONSTAR VEHICLE SECURITY - 4 YEAR OF SERVICE. Includes 48 months of OnStar Vehicle Security service. Includes continuous OnStar Emergency Advisor availability. Stolen Vehicle Assistance and Roadside services provided by Allstate Roadside Service for vehicles only. Limitations and restrictions apply. The OnStar Vehicle Security service is included in the price of the vehicle. NonTransferrable. Non-Refundable.

POQ¹ ONSTAR VEHICLE SECURITY - 6 YEAR OF SERVICE. Includes 60 months of OnStar Vehicle Security service. Includes continuous OnStar Emergency Advisor availability. Stolen Vehicle Assistance and Roadside services provided by Allstate Roadside Service for vehicles only. Limitations and restrictions apply. The OnStar Vehicle Security service is included in the price of the vehicle. NonTransferrable. Non-Refundable.

POV¹ ONSTAR INSIGHTS - 1 YEAR OF SERVICE. Includes 12 months of OnStar Insights service. OnStar Insights relays real-time vehicle data like vehicle location, driver performance information and more. Eligible customers must sign up for an account at www.onstarvehicleinsights.com in order to take advantage of this 12 months offer. Requires an active connected vehicle services plan. The OnStar Insights service is included in the price of the vehicle. NonTransferrable. Non-Refundable.

POW¹ ONSTAR INSIGHTS - 2 YEARS OF SERVICE. Includes 24 months of OnStar Insights service. OnStar Insights relays real-time vehicle data like vehicle location, driver performance information and more. Eligible customers must sign up for an account at www.onstarvehicleinsights.com in order to take advantage of this 24 months offer. Requires an active connected vehicle services plan. The OnStar Insights service is included in the price of the vehicle. NonTransferrable. Non-Refundable.

POX² ONSTAR INSIGHTS - 3 YEARS OF SERVICE. Includes 36 months of OnStar Insights service. OnStar Insights relays real-time vehicle data like vehicle location, driver performance information and more. Eligible customers must sign up for an account at www.onstarvehicleinsights.com in order to take advantage of this 36 months offer. Requires an active connected vehicle services plan. The OnStar Insights service is included in the price of the vehicle. NonTransferrable. Non-Refundable.

POY² ONSTAR INSIGHTS - 4 YEARS OF SERVICE. Includes 48 months of OnStar Insights service. OnStar Insights relays real-time vehicle data like vehicle location, driver performance information and more. Eligible customers must sign up for an account at www.onstarvehicleinsights.com in order to take advantage of this 48 months offer. Requires an active connected vehicle services plan. The OnStar Insights service is included in the price of the vehicle. NonTransferrable. Non-Refundable.

POZ² ONSTAR INSIGHTS - 5 YEARS OF SERVICE. Includes 60 months of OnStar Insights service. OnStar Insights relays real-time vehicle data like vehicle location, driver performance information and more. Eligible customers must sign up for an account at www.onstarvehicleinsights.com in order to take advantage of this 60 months offer. Requires an active connected vehicle services plan. The OnStar Insights service is included in the price of the vehicle. NonTransferrable. Non-Refundable.

R8G³ ONSTAR ONE BUSINESS PLUS - 1 YEAR OF SERVICE. Includes 12 months of OnStar One Business Plus (bundle and save). Includes up to 12 months of OnStar Security and OnStar Insights services. Limitations and restrictions apply. The OnStar Vehicle Security service is included in the price of the vehicle. NonTransferrable. Non-Refundable.

RFH³ ONSTAR ONE BUSINESS PLUS - 2 YEAR OF SERVICE. Includes 24 months of OnStar One Business Plus (bundle and save). Includes up to 24 months of OnStar Security and OnStar Insights services. Limitations and restrictions apply. The OnStar Vehicle Security service is included in the price of the vehicle. NonTransferrable. Non-Refundable.

R8P³ ONSTAR ONE BUSINESS PLUS - 3 YEAR OF SERVICE. Includes 36 months of OnStar One Business Plus (bundle and save). Includes up to 36 months of OnStar Security and OnStar Insights services. Limitations and restrictions apply. The OnStar Vehicle Security service is included in the price of the vehicle. NonTransferrable. Non-Refundable.

R8Z³ ONSTAR ONE BUSINESS PLUS - 4 YEAR OF SERVICE. Includes 48 months of OnStar One Business Plus (bundle and save). Includes up to 48 months of OnStar Security and OnStar Insights services. Limitations and restrictions apply. The OnStar Vehicle Security service is included in the price of the vehicle. NonTransferrable. Non-Refundable.

R8W³ ONSTAR ONE BUSINESS PLUS - 5 YEAR OF SERVICE. Includes 60 months of OnStar One Business Plus (bundle and save). Includes up to 60 months of OnStar Security and OnStar Insights services. Limitations and restrictions apply. The OnStar Vehicle Security service is included in the price of the vehicle. NonTransferrable. Non-Refundable.

PR6⁴ SIRIUS XM - ADDITIONAL 9 MONTHS OF THE SXM PLATINUM PLAN. In addition to the trial period included with the vehicle. Requires (U2K) Sirius XM. Requires one of the following Fleet or Government order types: FLS, FNR, FRC, FBC, FGO or FEF. Not available with other Sirius XM extended plans or FDR order types. Not available in AK, HI, PR and VI.

PR7⁴ SIRIUS XM - ADDITIONAL 21 MONTHS OF THE SXM PLATINUM PLAN. In addition to the trial period included with the vehicle. Requires (U2K) Sirius XM. Requires one of the following Fleet or Government order types: FLS, FNR, FRC, FBC, FGO or FEF. Not available with other Sirius XM extended plans or FDR order types. Not available in AK, HI, PR and VI.

PR8⁴ SIRIUS XM - ADDITIONAL 33 MONTHS OF THE SXM PLATINUM PLAN. In addition to the trial period included with the vehicle. Requires (U2K) Sirius XM. Requires one of the following Fleet or Government order types: FLS, FNR, FRC, FBC, FGO or FEF. Not available with other Sirius XM extended plans or FDR order types. Not available in AK, HI, PR and VI.

1. Requires (UE1) OnStar. Requires one of the following Fleet or Government order types: FLS, FNR, FRC, FBC, FGO or FEF. Not available with any other OnStar Security option, OnStar Security option or OnStar One Business Plus option. Not available with a ship-to of Guam, Puerto Rico or the Virgin Islands

2. Requires (UE1) OnStar. Requires one of the following Fleet or Government order types: FLS, FNR, FRC, FBC, FGO or FEF. Not available with any other OnStar Vehicle Insights option, OnStar Security option or OnStar One Business Plus option. Not available with a ship-to of Guam, Puerto Rico or the Virgin Islands

3. Requires (UE1) OnStar plan, working electrical system, cell reception and GPS signal required. OnStar links to emergency services. Service coverage varies with conditions and location. Service availability, features and functionality vary by device and software version. See onstar.com for details and limitations. The OnStar One Business Plus service is included in the price of the vehicle. Total service duration is 12 months. Non-Transferrable. Non-Refundable. Not available with any other OnStar Vehicle Insights option, OnStar Security option or OnStar One Business Plus option. Not available with a ship-to of Guam, Puerto Rico or the Virgin Islands

AVAILABLE INTERIOR COLOR

ACTUAL COLOR MAY VARY

Decor Level	Seat Type	Seat Code	Seat Trim	Interior				
				Black	Black with Blue Accents	Sky Cool Gray	Black with Red Accents	Adrenaline Red
LT 1 (PCY)	Front bucket	AR9	Cloth	EKV	--	--	--	--
LT 2 (PDE)	Front bucket	AR9	Evotex	--	H9F ¹	EKD ¹	--	--
RS	Front bucket	AR9	Evotex	--	--	--	ESU	EPJ



EKV Black Cloth



H9F Black Evotex with Blue Accents



EKD Sky Cool Gray Evotex

ESU Black Evotex with Red Accents

EPJ Adrenaline Red Evotex

PCY Standard

PDE (with ZL3 or 6K5)

PDE (with ZL3 or 6K5)

only available on RS

only available on RS



Standard on LT (PCY):

- 6-way manual driver seat, Cloth.
- 4-way manual front passenger seat, Cloth.
- Console with armrest. Glovebox.
- Carpeted Front and Rear Floor Mats.
- Rear Center Headrest
- 11-inch Driver Information Center
- 17.7-inch diagonal color LCD center display
- 6-speaker system
- Single-zone automatic climate control
- Adaptive Cruise Control
- Navigation System.
- 5G Wi-Fi Hotspot capable.
- Following Distance Indicator
- USB ports - (2) Type-C charge/Data
(2) Type-C charge only
- (2) 12-volt Power Outlets (IP & Cargo area)

Standard on RS

Includes LT key standard content plus:

- 8-way power driver seat, Evotex
- 6-way manual front passenger seat, Evotex
- Auto-Dimming insider rearview mirror.
- HD Surround Vision

Available on LT (PDE) and RS:

- Heated Driver and Front Passenger Seat. Standard on PDE and RS.
- Ventilated front Driver & Passenger Seat
- Memory settings for Driver seat
- Memory settings for Side Mirrors
- Super Cruise
- Rear Camera Mirror with washer
- Enhanced Automatic Parking Assist
- Multi-color interior ambient lighting
- Dual panel panoramic sliding Sunroof

AVAILABLE EXTERIOR COLORS


ACTUAL COLORS MAY VARY



Summit White
(WA-8624)



Black
(WA-8555)




Sterling Gray
Metallic
(WA-130H)



Galaxy Gray
Metallic
(WA-127J)



Iridescent Pearl
Tricoat
Only available on RS
(WA-140X)



Habanero Orange
Only available on RS
(WA-221K)



Riptide Blue
Metallic
(WA-121J)



Radiant Red
Tintcoat
Extra Cost
(WA-170H)

REH



Standard and only available
on LT (PCY and PDE)

RVV



Standard and only available on RS

RW4



Optional on PDE and only available
with 6K5 Convenience Package II

Standard on LT (PCY):

- Manual Liftgate.
- 2-Tone white roof.
- Body-color Door handles. Painted Mirror caps.
- Privacy glass. Rear deep tint, side front tempered with solar glazing.
- Front Intermittent Wipers.
- IntelliBeam automatic high beam on/off.
- License plate front mounting package.
- Front and Rear Recovery hook.
- 245/55R19 all-season blackwall. 19" wheels.
- Tire inflation kit (not available with 21" wheels).

Available on LS (PDE) and RS:

- Black Roof.
- Enhanced animation and walk-up lighting.
- Heated wiper park.
- Hands-free Liftgate with AutoSense.
- Illumination Package (Rocker and Footwell).
- Black or Bright Roof Rails.
- Multi-color interior ambient lighting.
- Uplevel neutral density LED Tail Lamps.

Standard on RS

Includes LT key standard content plus:

- Auto-Dimming insider rearview mirror.
- Black Roof Rails.
- Center lit bar Headlamps.
- Hands-free Liftgate with AutoSense.
- Heated, power adjustable Mirrors.
- 21" Black painted aluminum wheels.
- 275/40R21 all-season, self-sealing tires.

SPECIFICATIONS

EPA ESTIMATED RANGE ON A FULL CHARGE ² (MI./KM)	FWD	AWD
FWD Wheel Drive (City/Highway/Combined)	319/513	307/494
Note: EPA-ESTIMATED ratings are official, not estimate based on GM testing		

VEHICLE WEIGHT (LBS./KG.)	
Seating capacity (F/R)	2/3
GVWR ³ (Gross Vehicle Weight Rating)	TBD
GCWR ⁴ (Gross Combination Weight Ratings)	TBD
Maximum Payload ⁵	TBD
Base curb weight	TBD
Maximum Trailering Capacity ⁶	1500/680

PASSENGER COMPARTMENT VOLUME (cu.ft./liters)	
Passenger Volume	TBD
Glove Box Volume	TBD
Cargo Volume, behind front seats	57.2/1620
Cargo Volume, behind 2nd row seat	26.4/748

FRONT COMPARTMENT (in./mm)	
Head room	39.1/994
Shoulder room	58.6/1489
Hip room	56.0/1421
Leg room	41.7/1058

REAR COMPARTMENT (in./mm)	
Head room	38.5/978
Shoulder room	55.4/1408
Hip room	50.7/11288
Leg room	38.0/965

EXTERIOR (in./mm)	
Wheelbase	116.3/2954
Overall length	190.5/4840
Body width (with mirrors folded)	76.9/1954
Body width (with mirrors)	84.9/2155
Track width (front)	63.45/(1612)
Track width (rear)	63.69/(1618)
Overall height*	64.8/1646
Ground clearance ⁷	6.4/163
Overhang (front)	35.78/909
Overhang (rear)	38.45/977

*Published dimensions indicated are at Base Curb Weight.



1. Adding non dealer accessories or making modifications to the vehicle can affect vehicle performance, aerodynamics, and overall top speed.

2. Work Truck Trim EPA-estimated range on a full charge Actual range may vary based on several factors, including temperature, terrain, battery age, loading, and how you use and maintain your vehicle.

3. Gross Vehicle Weight Rating (GVWR). When properly equipped, includes vehicle, passengers, cargo and equipment.

4. Maximum Gross Combined Weight Rating (GCWR). When properly equipped; includes weight of the vehicle and trailering combination, including the weight of driver, passengers, fuel, optional equipment and cargo in the vehicle and trailer

5. These maximum payload ratings are intended for comparison purposes only. Before you buy a vehicle or use it to haul people or cargo, carefully review the vehicle loading section of the Owner's Manual and check the carrying capacity of your specific vehicle on the label on the inside of the driver's door jamb.

6. Requires accessory hitch receiver. Before you buy a vehicle or use it for trailering, carefully review the Trailering section of the Owner's Manual. The weight of passengers, cargo and options or accessories may reduce the amount you can tow.

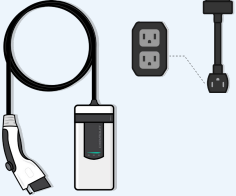
7. Published dimension indicated is from ground and without optional equipment or accessories. Additional accessories or equipment ordered at the customer's request can result in a minor change in this dimension.

CHARGING


AC

Dual Level Charge Cord Set

Plug in up to 23 miles/hour charging¹
7.7kW/32 amps(Level 2)²




CHARGING LOCATIONS





Home

Level 2

Plug in up to 29 miles/hour charging¹
9.6 kW/40 amps²
Hardwired up to 35 miles/hour charging¹
11.5 kW/48 amps³




CHARGING LOCATIONS






HomeWork/Depot

Level 2 – High Power

Hardwired up to 58 miles/hour charging¹
19.2 kW/80 amps³



CHARGING LOCATIONS




HomeWork/DepotPublic



DC

Fast Charging

GM-estimated 70 miles in 10 minutes⁴
GM-estimated 180 miles in 30 minutes⁴
Up to 350kW⁴



CHARGING LOCATIONS



Work/DepotPublic

DRIVE BATTERY	
Type	Rechargeable energy storage system with 12-module pack
Mass (lb / kg)	
Useful Energy	
Warranty ³	8 years / 100,000 miles of battery and electric components coverage

PROPULSION SYSTEM	
Standard Drive Type	eFWD permanent magnetic drive
Optional Drive Type	eAWD dual motor with performance torque vectoring

SERVICE BATTERY	
Type	AGM Flooded LNI
Reserve Capacity	140 minutes
Volts	12 V
Amp hour rating	60 ah
Cold cranking amps	680 a

NOTE: If available, use the AGM setting when charging.

NOTE: Propulsion power may be reduced in extremely cold temperatures, or if the high voltage battery is too cold. The message BATTERY TO COLE, PLUG IN TO WARM will display. If the message displays, a Level 2 charger is required to heat the battery to a minimum temperature to enable propulsion or charging.

This vehicle is equipped with high voltage battery thermal detection, mitigation, and notification software. If the high voltage battery overheats, it may create a risk of a vehicle fire and may result in damage to property, serious injury, or death.

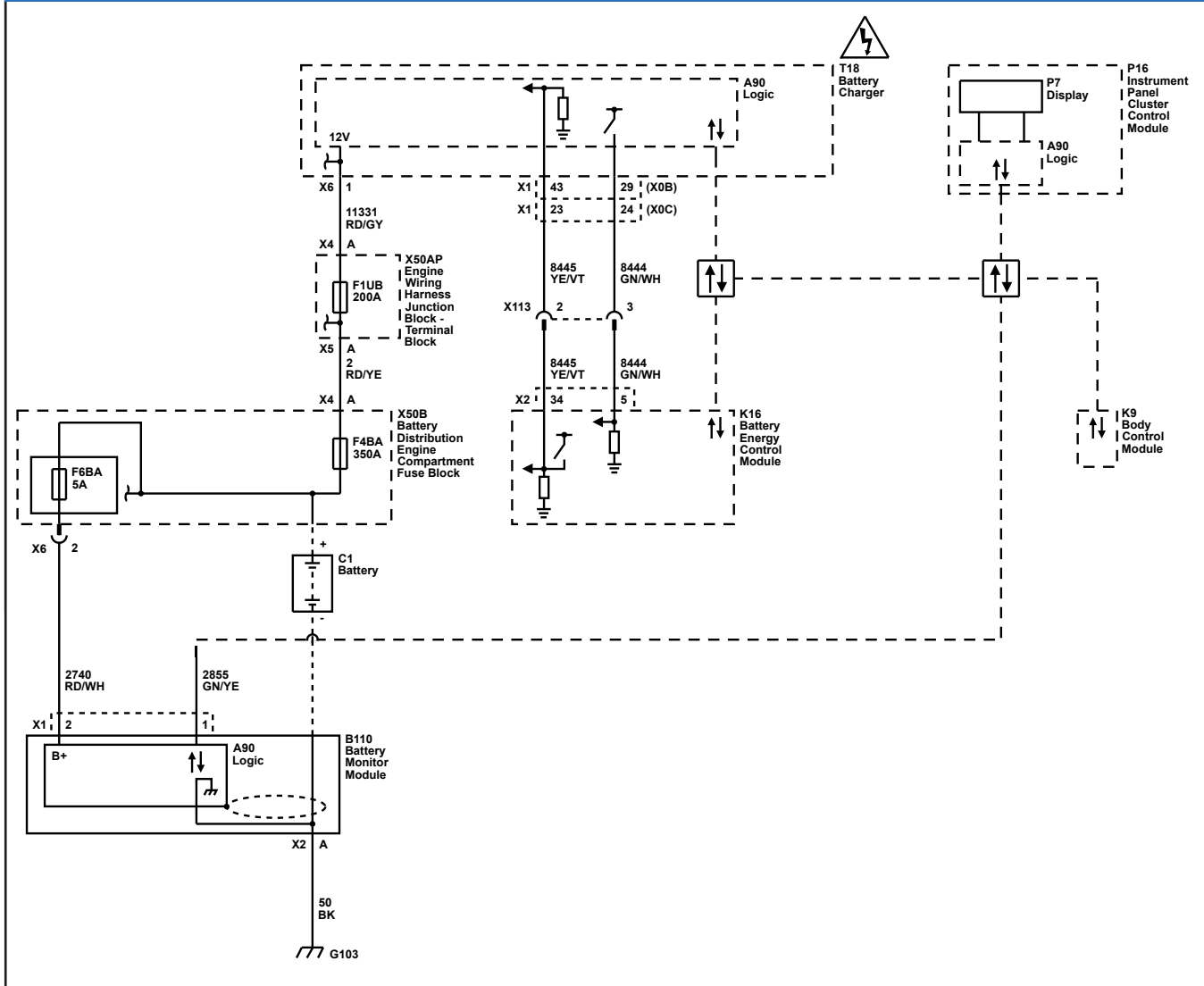
If the high voltage battery overheats, an audible alarm may sound, a message may display on the Driver Information Center (DIC), and OnStar may be called. To alert others outside your vehicle, the horn may sound, and the lights may flash.

¹. Actual charge times will vary based on battery starting state of charge, battery condition, output of charger, vehicle settings and outside temperature. See owner’s manual for additional limitations. ². With optional XKT Package which includes (K20) 19.2kW Charging Module. ³. Limited warranty, 8Years /100,000 Miles, whichever comes first. See dealer for details. See owner’s manual for additional limitations.

16

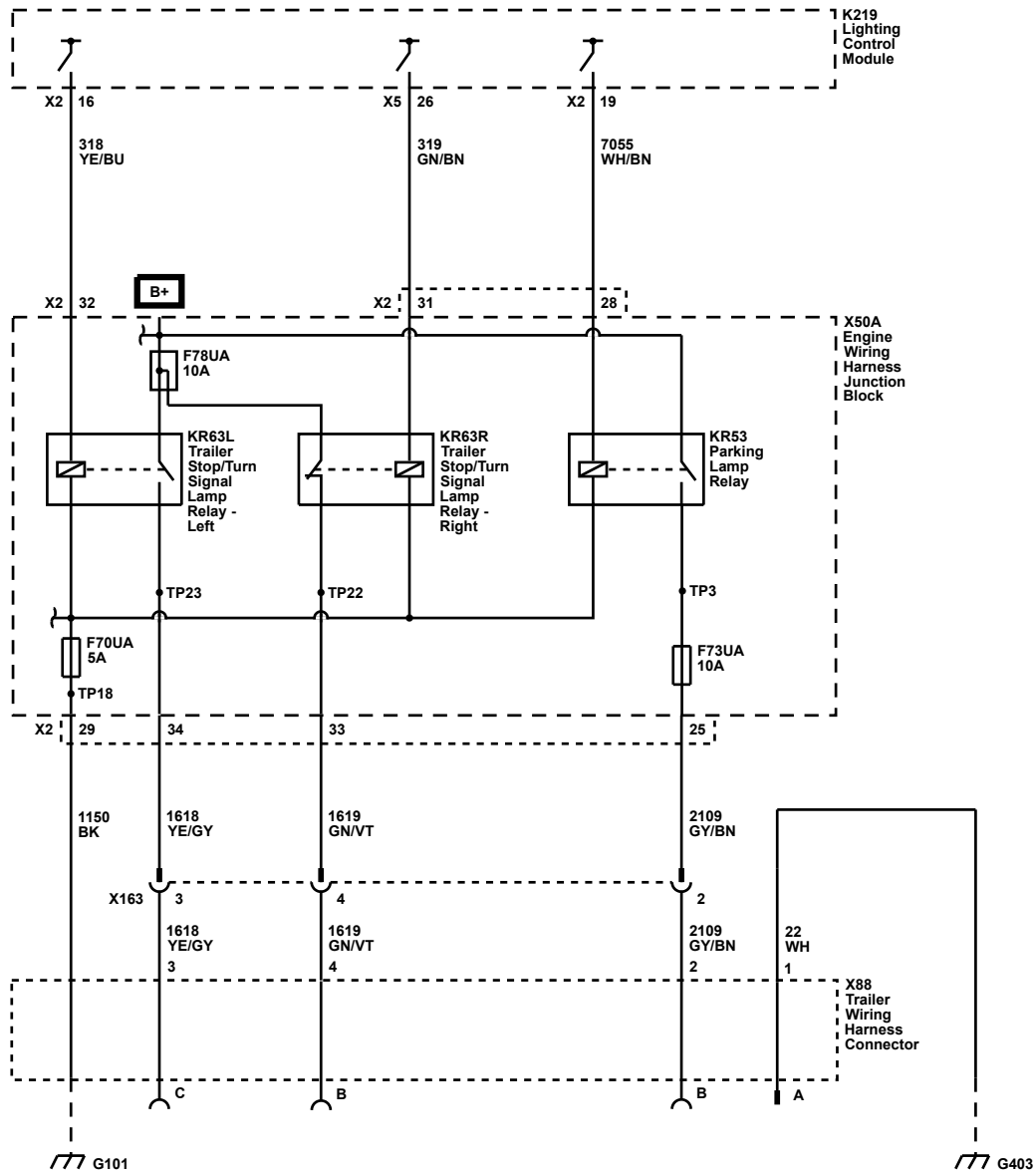
WIRING

STARTING AND CHARGING SCHEMATICS



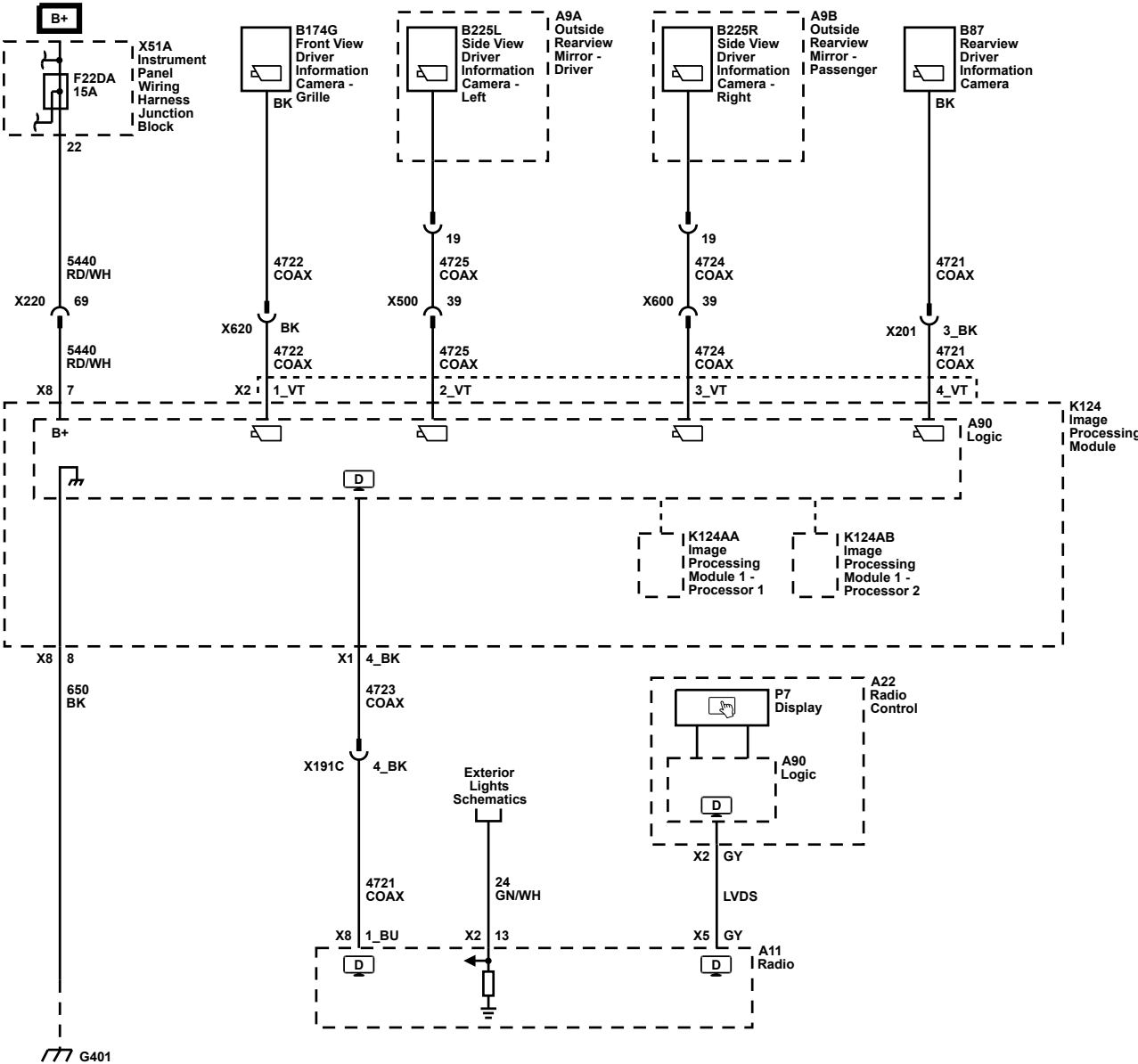
WIRING

TRAILERING SYSTEM SCHEMATICS



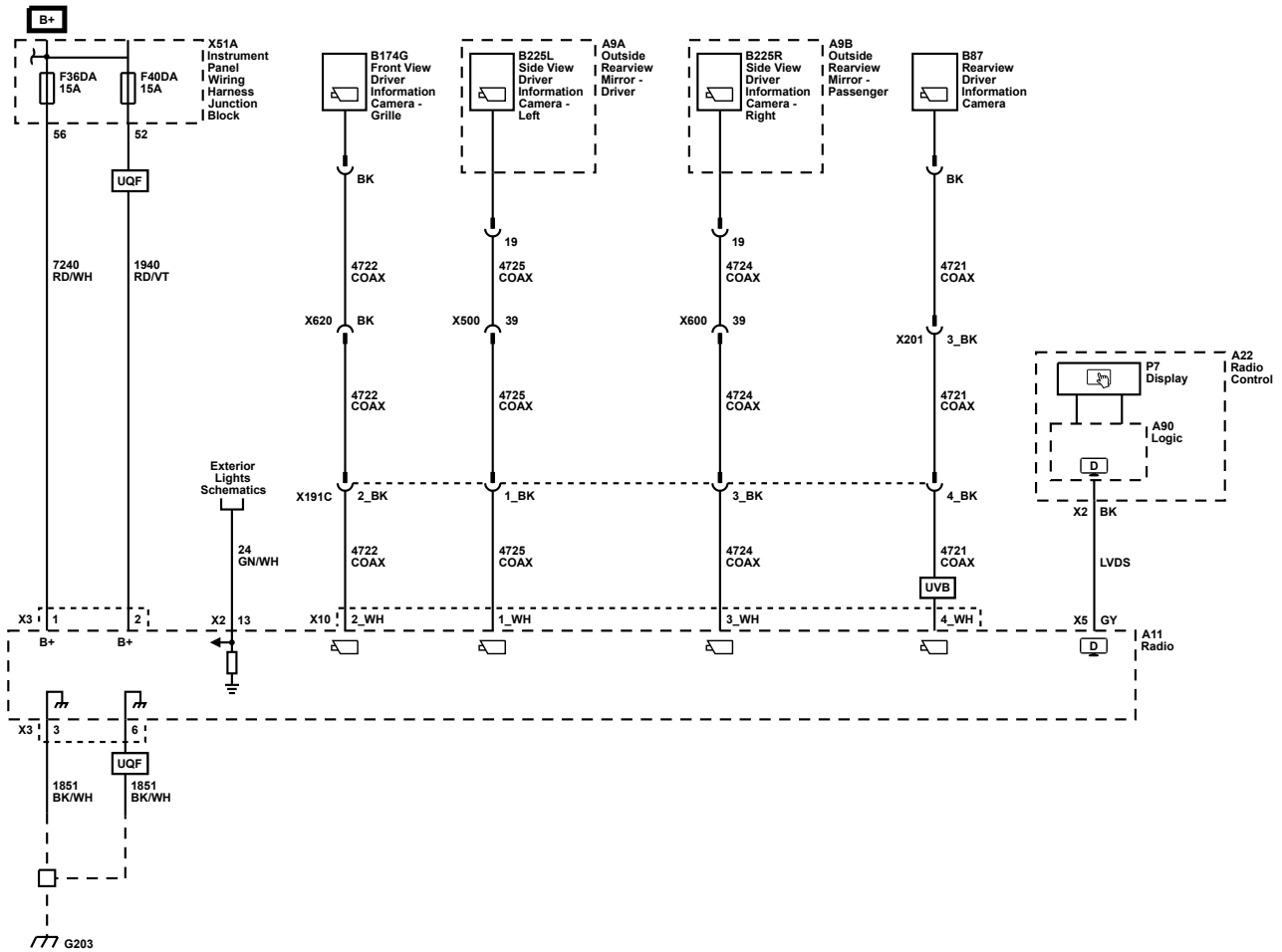
WIRING

(UKL) SURROUND VISION



WIRING

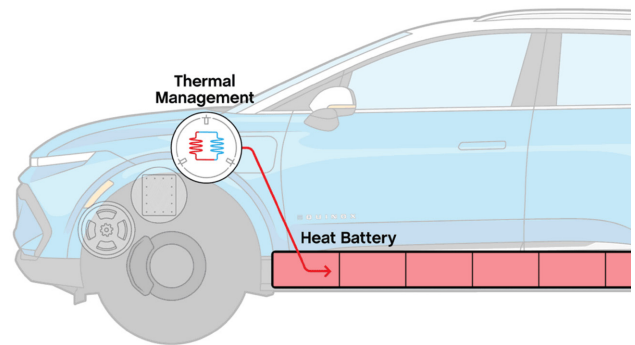
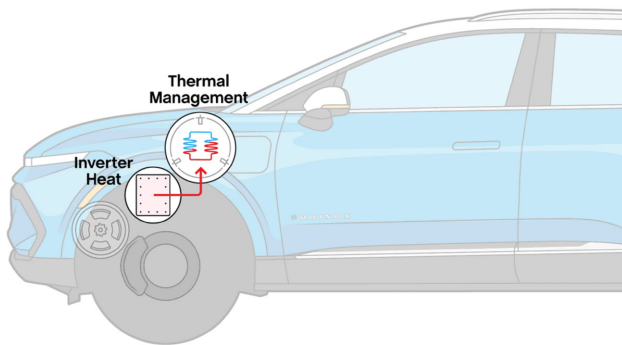
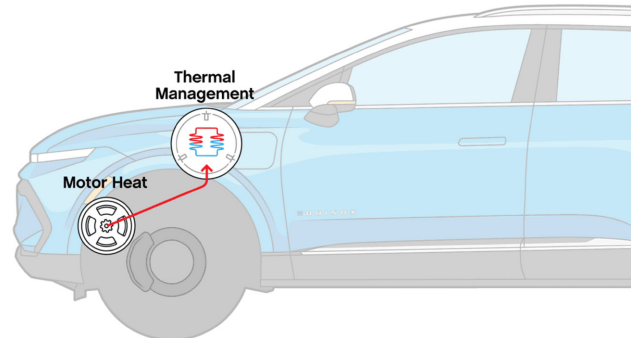
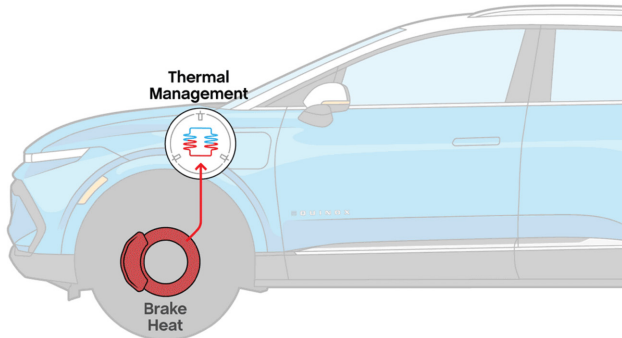
(UV2 - UKL) SURROUND VISION



FEATURE HIGHLIGHTS

GM'S BATTERY PLATFORM ENERGY RECOVERY

The patented heat pump recovers energy from the battery to power heating and propulsion, while also conserving range – which may provide the Equinox EV with as much as 10% more range¹. With its active heating capabilities, the Equinox EV can also potentially charge more efficiently by warming up the batteries before charging².



¹ Actual range will vary based on several factors, including temperature, terrain, battery age, loading, use and maintenance. ² Actual charge times will vary based on battery starting state of charge, battery condition, output of charger. ³ Feature may be limited when the battery temperatures are extremely cold or hot or when battery is near full charge. Always use the brake pedal when you need to stop immediately. See the vehicle's Owner's Manual for details.

STANDARD ONE-PEDAL DRIVING³

This feature slows the vehicle to a full stop, using only the accelerator pedal under most conditions.

STANDARD REGEN ON DEMAND™⁴

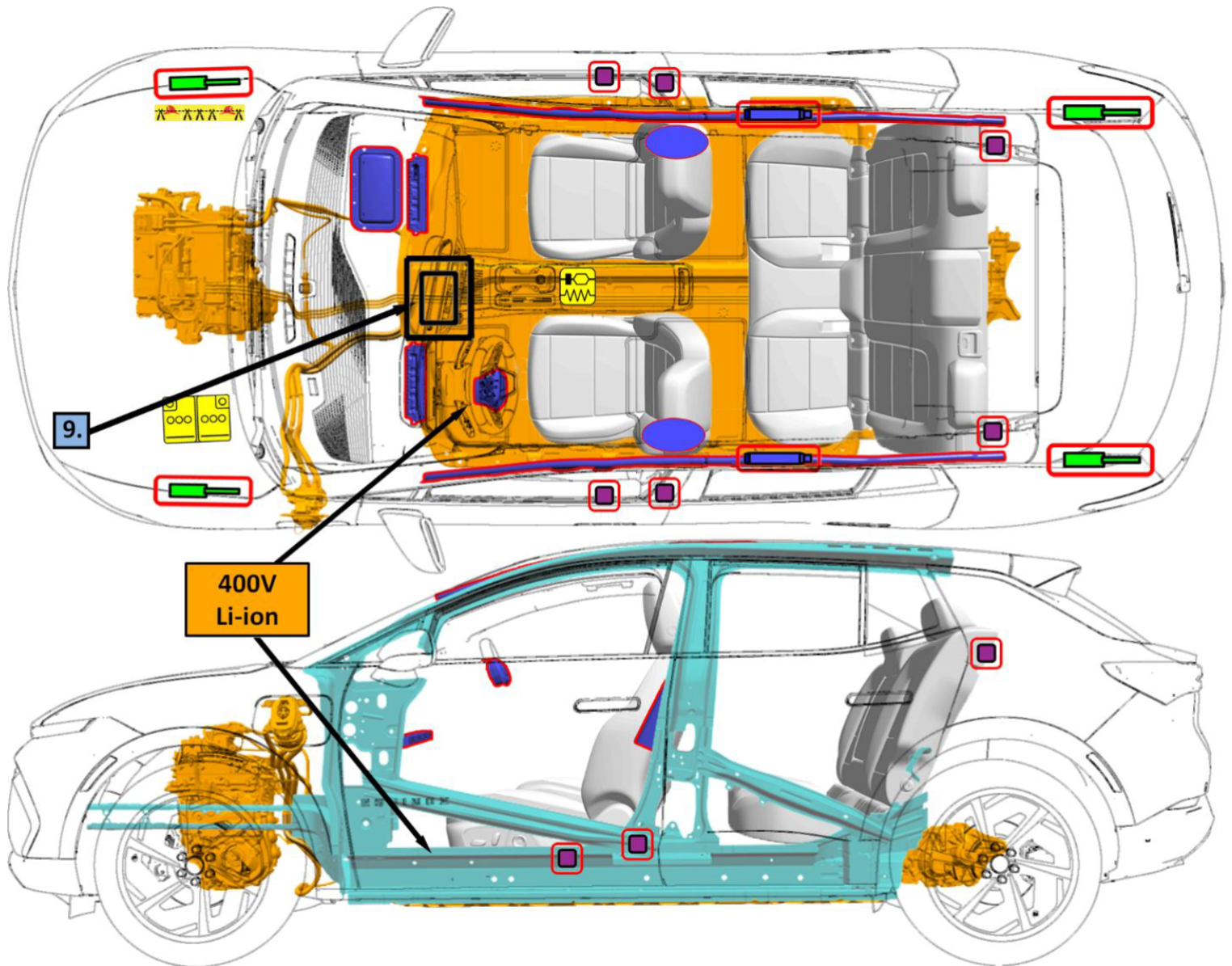
This feature can convert the kinetic energy of the vehicle's forward momentum into electricity that's stored in the battery pack to help maximize driving range.












AVAILABLE AUTONSENSE HANDS-FREE POWER LIFTGATE

Drivers can easily access the rear of the vehicle even with their hands full. AutoSense liftgate opens when the key fob is within 3 feet of the liftgate for 3 seconds.



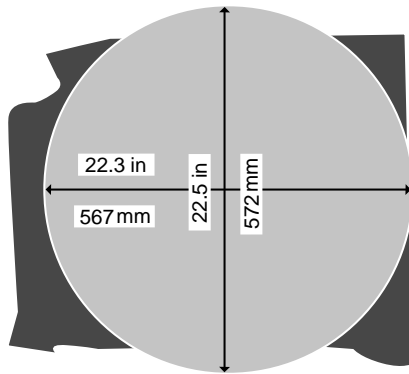
NO DRILL - NO CUT ZONES



	Airbag		Stored gas inflator		Seat belt pretensioner		SRS control unit		Gas strut/ Preloaded spring
	High strength zone		Zone requiring special attention		Battery low voltage		High voltage battery pack		High voltage power cable component
	Cable Cut Location								

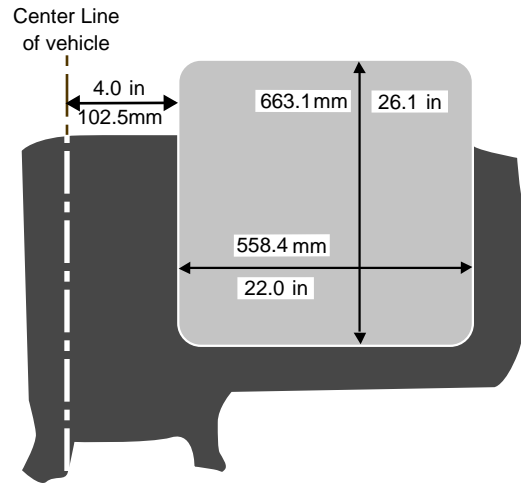
INFLATED FRONTAL AIRBAG DIMENSIONS

2025 EQUINOX HEAD-CURTAIN AND FRONT AND REAR SEAT SIDE IMPACT AIRBAGS



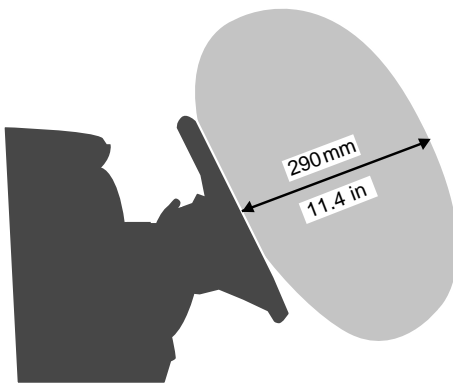
STEERING WHEEL DRIVER AIRBAG

VIEW FROM DRIVER SEAT



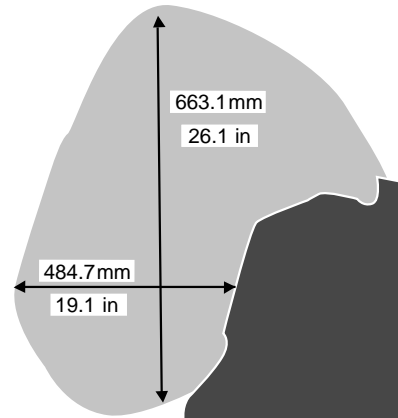
FRONT OUTBOARD PASSENGER AIRBAG

VIEW FROM PASSENGER SEAT



STEERING DRIVER AIRBAG

VIEW FROM DRIVER SIDE

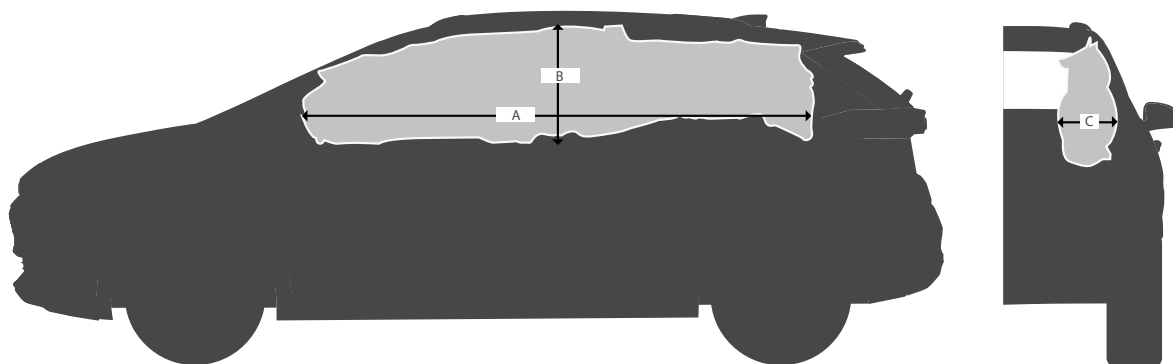


FRONT OUTBOARD PASSENGER AIRBAG

VIEW FROM PASSENGER SIDE

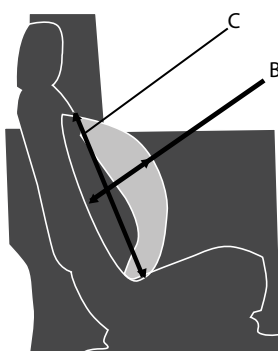
Sitting too close to an airbag when it deploys can increase the risk of serious injury or death. Always properly wear your seat belt. See Owner's Manual for more information

INFLATED SIDE AIRBAG DIMENSIONS

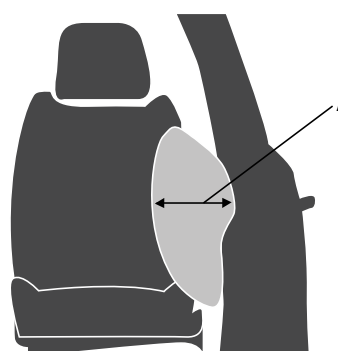
2025 EQUINOX HEAD-CURTAIN AND
FRONT AND REAR SEAT SIDE IMPACT AIRBAGS**HEAD CURTAIN AIRBAG**

DRIVER SIDE SHOWN - PASSENGER SIDE SYMMETRICAL

A. AIRBAG LENGTH	72 in / 1826 mm
B. AIRBAG HEIGHT	14.5-15.4 in / 370-390 mm
C. AIRBAG WIDTH	3.1-4.8 in / 79-123 mm



SIDE VIEW



FRONT VIEW

FRONT SEAT SIDE IMPACT AIRBAG

DRIVER SEAT SHOWN - FRONT OUTBOARD PASSENGER SIMILAR

A. AIRBAG WIDTH	7.5 in / 191.5 mm
B. AIRBAG LENGTH	10.9 in / 276.6 mm
C. AIRBAG HEIGHT	23.4 in / 594.7 mm

Sitting too close to an airbag when it deploys can increase the risk of serious injury or death. Always properly wear your seat belt. See Owner's Manual for more information

AIRBAGS FAQ

Q: Can equipment such as traffic warning, video cameras, and radio trees be mounted in a specialty vehicle equipped with a right front passenger frontal airbag?

A: Yes, but care must be taken to properly mount the equipment outside of the airbag "deployment zone."

Q: What is the airbag "deployment zone"?

A: The term "deployment zone" describes the space an airbag takes up when fully inflated. Airbags need room to work properly, and anything in the "deployment zone" – such as improperly mounted equipment – can greatly affect the performance of the airbag.

Q: How can I identify the airbag "deployment zone" in my vehicle?

A: See Airbag Deployment Diagrams for more information. The diagrams provide the approximate dimensions of the "deployment zones" for your specialty vehicle. Before doing any service work, including the installation of any equipment, consult the appropriate service manual.

Q: Is it possible to shield equipment so it does not interfere with airbag deployment?

A: While shielding may protect certain equipment from being damaged or dislodged, it may also negatively affect how an airbag inflates. Therefore, we do not recommend the placement of any equipment in the deployment zone, even if shielded.

Q: Can the installation of push bumpers on the front end of the vehicle affect the deployment of the airbag?

A: It is not likely that installing push bumpers will affect deployment for the airbag as long as the vehicle structure itself is not modified. GM is not aware of any adverse defects effect on the deployment of the front airbags due to use of many aftermarket push bumpers installed on current GM police vehicles

See "Adding Equipment to the Airbag-Equipped Vehicle" in the owner manual for more information.

Customer-Installed Equipment

Before installing equipment, read the following.

Airbags inflate with great force, faster than the blink of an eye. No objects, such as shotguns, should be placed over or near the airbag covers. Equipment mounted too close to an inflating airbag could prevent the airbag from operating properly to protect the occupants or could be forced into an occupant or break and become a dangerous projectile, causing severe injury or even death. To help prevent injury and to allow the airbag to perform as it was designed, do not mount equipment inside the airbag deployment zones.

Do not attach anything to the steering wheel hub or mount any equipment within the deployment zone for the driver airbag.

Do not mount equipment on the passenger side of the instrument panel top pad deployment zone. Equipment should not be mounted on or around the passenger airbag opening because of a deploying airbag. To allow the airbag to perform as it was designed, do not mount equipment inside the airbag deployment zone.

Do not mount a security barrier such that the ends of the barrier or brackets are within the roof-rail airbag deployment zones.

Avoid installing wiring for roof-rail emergency lighting or radio antennas that may restrict the proper deployment of the roof-rail airbags.

GM approved service procedures must be followed to remove and reinstall the instrument panel to the pad to ensure proper airbag deployment.

The vehicle has a rollover sensor mounted on the centerline of the vehicle between the driver and front outboard passenger positions. If the vehicle has individual front seats, the rollover sensor will be exposed. Do not mount equipment within 1" (25mm) of the rollover sensor. This may affect the performance of multiple restraint systems.

Always use seat belts and the correct restraint for your child's age and size, even with airbags. Even in vehicles equipped with the Passenger Sensing System, children are safer when properly secured in a rear seat in the appropriate infant, child or booster seat. Never place a rear-facing infant restraint in the front seat of any vehicle equipped with an active frontal airbag. See the Owner's Manual and the child safety seat instructions for more safety information.

MAINTENANCE / LIMITED WARRANTY

SCHEDULED MAINTENANCE	One visit within first year of vehicle delivery ¹	
BUMPER-TO-BUMPER LIMITED WARRANTY	3 years/36,000 miles ² . Bumper-to-Bumper Limited Warranty with no deductible	
ELECTRIC VEHICLE PROPULSION LIMITED WARRANTY	Qualified Fleet Customers: 8 Years / 100,000 Miles ²	
TIRES⁴	3 years/36,000 miles ² ; coverage prorated after first 12,000 miles	
ROADSIDE ASSISTANCE AND COURTESY TRANSPORTATION	5 years/100,000 miles	3
RUST-THROUGH	6 years/100,000 miles ²	
CORROSION	3 years/36,000 miles ²	
WHEEL ALIGNMENT AND BALANCE	Up to 7,500 miles ⁵	

1. Includes first required maintenance visit as stated in vehicle maintenance schedule. Maintenance visit consists of oil change, tire rotation and Multi-Point Vehicle Inspection. Does not include air filters. See participating dealer for other restrictions and complete details. Excludes vehicles ordered with fleet delete option RY9.
2. Whichever comes first. See dealer for limited warranty details. **3.** Whichever comes first. A Qualified Fleet User is defined as a company that has purchased and registered or leased five (5) or more new cars/or trucks solely for use in its operation during the current or preceding calendar year, model year, preceding twelve (12) month period, or that owns or leases fifteen (15) or more cars and trucks. Excludes rental customers. See dealer for details. **4.** Tires also covered under the Bumper-to-Bumper limited warranty but are prorated based upon mileage. See dealer for limited warranty details. If the vehicle has a warrantable failure, see your Owner's Manual for full details on the Courtesy Transportation program. **5.** Customer maintenance item after 7,500 miles.



GM reserves the right to make changes at any time, without notice, in prices, colors, materials, equipment, specifications, models, and availability. Specifications, dimensions, measurements, ratings, and other numbers in this catalog and other printed materials provided at the dealership or affixed to vehicles are approximates based upon design and engineering drawings and prototypes and laboratory tests. Your vehicle may differ due to variations in manufacture and equipment. Since some information may have been updated since the time of printing, please check with your GM dealer for complete details. Some of the equipment shown or described throughout this publication may be available at extra cost, and/or is supplied by an independent supplier.

Copyright 2024 General Motors. All rights reserved. All text, images, graphics, and other materials in this publication are subject to the copyright and other intellectual property rights of General Motors. These materials may not be reproduced, distributed, or modified without the express written permission of General Motors. The marks appearing in this publication including, but not limited to: GM and the GM logo; Chevrolet and their respective logos, emblems, slogans, and vehicle model names and body designs; and other marks such as GM ENVOLVE and Commercial are trademarks and/or service marks of General Motors, its subsidiaries, affiliates, or licensors.

For more detailed information, contact your District Sales Manager or see the online order guide at;
<https://www.gmenvolve.com/resources/guides-and-manuals>